



DKM - KZ2

Test-Session 3

Track length: 1.110 Km

Session Started: 13:30:02

Best Lap by: 5 - David Trefilov - 42.254

Rank	#	Driver	Nat	Sponsor Entrant	Nat	License E-License	Make	laps	Best Lap	Diff	In Lap	Penalty
1	5	David Trefilov	DEU	Maranello SRP Factory Team	DEU	ITE 16049 KBF38275	Maranello/TM/Vega	13	42.254		11	
2	1	Stan Pex	NLD	SP Motorsport	NLD	ITE31772 IBL47253	Kart Republic/TM/Vega	12	42.275	0.021	12	
3	41	Maddox Wirtz	DEU	VDB Kart Racing	DEU	ITE 39902 KBF42053	Birel Art/TM/Vega	16	42.464	0.210	5	
4	14	Danilo Albanese	ITA	Dörr Motorsport	DEU	ITE498284 BIF38420	KR/IAME/Vega	11	42.516	0.262	7	
5	69	Jorrit Pex	NLD	SP Motorsport	NLD	ITE27382 IBL47253006	KR/TM/Vega	15	42.566	0.312	14	
6	6	Markus Kajak	EST	Maranello SRP Factory Team	DEU	ITE26214 KBF38275	Maranello/TM/Vega	13	42.656	0.402	4	
7	12	Lukas Schächer	DEU	TB Racing Team	DEU	ITE 28091 KBF38262	KR/TM/Vega	15	42.665	0.411	9	
8	75	Renzo Alibaks	NLD	Alibaks, Renzo	NLD	ITE36331 IBL36331	CRG/TM/Vega	16	42.710	0.456	14	
9	13	Christiaan de Kleijn	NLD	CRG Holland	NLD	ITE44092 IBL15521	CRG/TM/Vega	16	42.737	0.483	15	
10	11	Jens Treur	NLD	CRG Holland	NLD	ITE44483 IBL15521	CRG/TM/Vega	15	42.739	0.485	6	
11	18	Robert Kindervater	DEU	ADAC Berlin-Brandenburg e.V. BIREL ART RACING KSW	AUT	ITE24990 IBLBK 102	Birel Art/TM/Vega	16	42.759	0.505	14	
12	9	André Matisic	DEU	Solgat Motorsport	DEU	ITE 34369 KBF42332	Birel Art/TM/Vega	17	42.823	0.569	14	
13	16	Guust Specken	NLD	CRG Holland	NLD	ITE33443 IBL15521	CRG/TM/Vega	16	42.891	0.637	16	
14	46	Gianni Andrisani	DEU	TB Racing Team	DEU	ITE13762 KBF38262	KR/TM/Vega	14	42.921	0.667	9	
15	19	Jannik Julius-Bernhart	AUT	Dörr Motorsport	DEU	ITEJK2048 BIF38420	KR/IAME/Vega	12	42.980	0.726	11	
16	67	Alexander Schmitz	DEU	Alexander Schmitz	DEU	ITE14228 IDC14228	Tony Kart/Vortex/Vega	8	43.025	0.771	8	
17	10	Lukas Scherbinskas	DEU	NSL Racing	LTU	ITE11348 IBL2024-KL/10	Energy/TM/Vega	17	43.029	0.775	15	
18	71	Kevin Stehouwer	NLD	Kevin Stehouwer	NLD	ITE43342 IDC43342	Birel Art/Vortex/Vega	17	43.030	0.776	17	
19	62	Jelte Bouma	NLD	Hendrik Bouma	NLD	NKA52400 IPL52401	Mach1/TM/VEGA	20	43.134	0.880	16	
20	15	David Liwinski	POL	Dörr Motorsport	DEU	ITE10012 BIF38420	KR/IAME/Vega	5	43.170	0.916	5	
21	72	Aleks Jutkevicius	LTU	Paske Racing	LTU	ITE2024-ITE/012 IBL2024-KL/05	Righetti Ridolfi/TM/Vega	20	43.297	1.043	10	
22	17	Nico Franke	DEU	ADAC Berlin-Brandenburg e.V. SG Samuelkart	NLD	ITE42574 IBL57205001	CRG/TM/Vega	9	44.170	1.916	3	
23	63	Karl Lukaschewsky	DEU	Maranello SRP Factory Team	DEU	ITE 36974 KBF38275	Maranello/TM/Vega	0			0	

Announcements

#63 no transpondersignal


Timekeeper
M.Riehmers

Race Director
H.Seidel

Page 1/1

These results are provisional until the conclusion of any judicial and technical matters!

Printed: 19.07.2024 / 13:46



INT. ADAC Kartrennen Kerpen

DKM - KZ2

Erftlandring Kerpen 1,110 Km

Test-Session 3

19.07.2024 13:30

Practice (15:00 Time) started at 13:30:02

Lap	Time of Day	Lap Tm	Diff	S1 Tm	S2 Tm	S3 Tm
(5) David Trefilov						
1	13:32:32.789	58.877	+16.623	20.370	24.895	13.612
2	13:33:20.640	47.851	+5.597	15.272	20.462	12.117
3	13:34:05.364	44.724	+2.470	13.360	19.460	11.904
4	13:34:47.999	42.635	+0.381	12.167	19.030	11.438
5	13:35:30.598	42.599	+0.345	12.284	18.928	11.387
6	13:36:13.166	42.568	+0.314	12.266	18.944	11.358
7	13:36:55.836	42.670	+0.416	12.259	19.009	11.402
8	13:41:35.425	4:39.589	+3:57.335	12.211	19.017	4:08.361
9	13:42:19.586	44.161	+1.907	13.709	19.048	11.404
10	13:43:01.964	42.378	+0.124	12.132	18.869	11.377
11	13:43:44.218	42.254		12.156	18.814	11.284
12	13:44:26.573	42.355	+0.101	12.139	18.808	11.408
13	13:45:09.009	42.436	+0.182	12.173	18.898	11.365

Lap	Time of Day	Lap Tm	Diff	S1 Tm	S2 Tm	S3 Tm
(1) Stan Pex						
1	13:33:16.590	52.088	+9.813	16.037	22.929	13.122
2	13:34:02.190	45.600	+3.325	13.654	20.044	11.902
3	13:34:44.638	42.448	+0.173	12.207	18.891	11.350
4	13:35:35.720	51.082	+8.807	16.952	22.403	11.727
5	13:36:18.039	42.319	+0.044	12.216	18.788	11.315
6	13:40:31.543	4:13.504	+3:31.229	12.822	19.731	3:40.951
7	13:41:19.112	47.569	+5.294	14.939	20.451	12.179
8	13:42:02.383	43.271	+0.996	12.502	19.265	11.504
9	13:42:44.951	42.568	+0.293	12.287	18.873	11.408
10	13:43:27.469	42.518	+0.243	12.220	18.811	11.487
11	13:44:13.483	46.014	+3.739	13.152	20.794	12.068
12	13:44:55.758	42.275		12.177	18.818	11.280

Lap	Time of Day	Lap Tm	Diff	S1 Tm	S2 Tm	S3 Tm
(41) Maddox Wirtz						
1	13:32:58.706	52.436	+9.972	16.293	22.786	13.357
2	13:33:48.191	49.485	+7.021	15.706	21.101	12.678
3	13:34:32.765	44.574	+2.110	13.074	19.847	11.653
4	13:35:15.374	42.609	+0.145	12.419	18.825	11.365
5	13:35:57.838	42.464		12.261	18.867	11.336
6	13:36:40.477	42.639	+0.175	12.399	18.875	11.365
7	13:37:23.200	42.723	+0.259	12.371	18.923	11.429
8	13:39:20.775	1:57.575	+1:15.111	12.564	18.979	1:26.032
9	13:40:05.831	45.056	+2.592	14.390	19.147	11.519
10	13:40:48.649	42.818	+0.354	12.359	18.960	11.499
11	13:41:31.324	42.675	+0.211	12.292	18.940	11.443
12	13:42:14.177	42.853	+0.889	12.371	19.050	11.432
13	13:42:57.019	42.842	+0.378	12.236	19.071	11.535
14	13:43:39.769	42.750	+0.286	12.426	18.929	11.395
15	13:44:22.552	42.783	+0.819	12.397	18.974	11.412
16	13:45:05.362	42.810	+0.346	12.366	18.991	11.453

Lap	Time of Day	Lap Tm	Diff	S1 Tm	S2 Tm	S3 Tm
(14) Danilo Albanese						
1	13:33:17.212	50.137	+7.621	14.895	21.983	13.259
2	13:34:02.685	45.473	+2.957	13.537	19.982	11.954
3	13:34:45.611	42.926	+0.410	12.293	19.151	11.482
4	13:35:28.181	42.570	+0.054	12.241	18.918	11.411
5	13:36:12.749	44.568	+2.052	12.251	20.785	11.532
6	13:36:56.569	43.820	+1.304	12.561	19.679	11.580
7	13:37:39.085	42.516		12.227	18.876	11.413
8	13:39:27.437	1:48.352	+1:05.836	13.227	19.802	1:15.323
9	13:40:16.605	49.168	+6.652	16.649	20.773	11.746
10	13:40:59.512	42.907	+0.391	12.338	19.079	11.490
11	13:41:42.252	42.740	+0.224	12.302	19.024	11.414

Lap	Time of Day	Lap Tm	Diff	S1 Tm	S2 Tm	S3 Tm
(69) Jorrit Pex						
1	13:33:11.213	48.816	+6.250	15.675	20.907	12.234
2	13:33:55.859	44.646	+2.080	13.102	19.646	11.898
3	13:34:38.804	42.945	+0.379	12.313	19.164	11.468
4	13:35:21.445	42.641	+0.075	12.284	18.975	11.382
5	13:36:05.642	44.197	+1.631	12.241	19.765	12.191
6	13:37:54.165	1:48.523	+1:05.957	12.344	19.394	1:16.785
7	13:38:44.245	50.080	+7.514	16.194	22.029	11.857
8	13:39:29.465	45.220	+2.654	12.607	20.906	11.707
9	13:40:12.457	42.992	+0.426	12.380	19.050	11.562
10	13:40:55.434	42.977	+0.411	12.298	19.133	11.546
11	13:41:38.339	42.905	+0.339	12.283	19.056	11.566
12	13:42:33.522	55.183	+12.617	13.424	27.527	14.232

Lap	Time of Day	Lap Tm	Diff	S1 Tm	S2 Tm	S3 Tm
13	13:43:16.441	42.919	+0.353	12.358	19.143	11.418
14	13:43:59.007	42.566		12.244	18.951	11.371
15	13:44:41.678	42.671	+0.105	12.225	19.050	11.396

Lap	Time of Day	Lap Tm	Diff	S1 Tm	S2 Tm	S3 Tm
(6) Markus Kajak						
1	13:32:30.931	52.864	+10.208	18.389	21.897	12.578
2	13:33:20.975	50.044	+7.388	18.227	19.965	11.852
3	13:34:04.128	43.153	+0.497	12.501	19.127	11.525
4	13:34:46.784	42.656		12.342	18.918	11.396
5	13:35:29.577	42.793	+0.137	12.370	18.925	11.498
6	13:36:12.301	42.724	+0.068	12.237	19.056	11.431
7	13:37:05.400	53.099	+10.443	14.798	26.007	12.294
8	13:37:48.396	42.996	+0.340	12.498	19.048	11.450
9	13:39:29.801	1:41.405	+58.749	12.419	19.099	1:09.887
10	13:40:15.933	46.132	+3.476	14.660	19.886	11.586
11	13:40:58.788	42.855	+0.199	12.292	19.007	11.556
12	13:41:41.793	43.005	+0.349	12.339	19.133	11.533
13	13:42:24.902	43.109	+0.453	12.363	19.177	11.569

Lap	Time of Day	Lap Tm	Diff	S1 Tm	S2 Tm	S3 Tm
(12) Lukas Schächer						
1	13:31:19.233	46.718	+4.053	14.224	20.097	12.397
2	13:32:02.979	43.746	+1.081	12.739	19.202	11.805
3	13:32:46.250	43.271	+0.606	12.466	19.233	11.572
4	13:33:29.934	43.684	+1.019	12.435	19.323	11.926
5	13:36:22.545	2:52.611	+2:09.946	12.405	19.516	2:20.690
6	13:37:10.104	47.559	+4.894	16.333	19.506	11.720
7	13:37:52.881	42.777	+0.112	12.329	18.957	11.491
8	13:38:35.716	42.835	+0.170	12.356	18.945	11.534
9	13:39:18.381	42.665		12.334	18.901	11.430
10	13:40:01.180	42.799	+0.134	12.304	19.013	11.482
11	13:40:44.033	42.853	+0.188	12.255	18.964	11.634
12	13:41:27.340	43.307	+0.642	12.613	19.089	11.605
13	13:42:10.203	42.863	+0.198	12.316	19.002	11.545
14	13:42:53.073	42.870	+0.205	12.320	19.003	11.547
15	13:43:35.837	42.764	+0.099	12.253	19.030	11.481

Lap	Time of Day	Lap Tm	Diff	S1 Tm	S2 Tm	S3 Tm
(75) Renzo Alibaks						
1	13:33:52.665	57.198	+14.488	20.102	23.436	13.660
2	13:34:41.660	48.995	+6.285	14.590	22.201	12.204
3	13:35:25.226	43.566	+0.856	12.868	19.160	11.588
4	13:36:08.292	43.066	+0.356	12.415	19.132	11.519
5	13:36:51.553	43.261	+0.551	12.610	19.085	11.566
6	13:37:34.437	42.884	+0.174	12.377	19.049	11.458
7	13:38:17.460	43.023	+0.313	12.424	19.144	11.455
8	13:39:00.348	42.888	+0.178	12.411	19.036	11.441
9	13:39:43.394	43.046	+0.336	12.524	19.035	11.487
10	13:40:26.389	42.995	+0.285	12.398	19.067	11.530
11	13:41:08.817	1:32.428	+49.718	12.416	19.299	1:00.713
12	13:42:42.695	43.878	+1.168	13.192	19.116	11.570
13	13:43:25.617	42.922	+0.212	12.366	18.979	11.577
14	13:44:08.327	42.710		12.299	18.966	11.445
15	13:44:51.157	42.830	+0.120	12.365	19.038	11.427
16	13:45:33.946	42.789	+0.079	12.289	19.064	11.436

Lap	Time of Day	Lap Tm	Diff	S1 Tm	S2 Tm	S3 Tm
(13) Christiaan de Kleijn						
1	13:32:27.838	58.264	+15.527	22.234	23.934	12.096
2	13:33:15.160	47.322	+4.585	14.414	20.883	12.025
3	13:33:58.612	43.452	+0.715	12.566	19.202	11.684
4	13:34:43.518	44.906	+2.169	14.003	19.342	11.561
5	13:35:26.647	43.129	+0.392	12.371	19.147	11.611
6	13:36:09.859	43.212	+0.475	12.584	19.040	11.588
7	13:36:52.824	42.965	+0.228	12.418	19.074	11.473
8	13:39:14.796	2:21.972	+1:39.235	12.420	19.109	1:50.443
9	13:40:02.515	47.719	+4.982	16.567	19.532	11.620
10	13:40:45.570	43.055	+0.318	12.477	19.096	11.482
11	13:41:29.076	43.506	+0.769	12.341	19.575	11.590
12	13:42:11.959	42.883	+0.146	12.347	19.029	11.507
13	13:42:54.725	42.766	+0.029	12.351	18.997	11.418
14	13:43:38.812	44.087	+1.350	12.700	19.774	11.613
15	13:44:21.549	42.737				

INT. ADAC Kartrennen Kerpen

DKM - KZ2

Erftlandring Kerpen 1,110 Km

Test-Session 3

19.07.2024 13:30

Practice (15:00 Time) started at 13:30:02

Lap	Time of Day	Lap Tm	Diff	S1 Tm	S2 Tm	S3 Tm	Lap	Time of Day	Lap Tm	Diff	S1 Tm	S2 Tm	S3 Tm
2	13:33:16.671	47.914	+5.175	14.308	20.869	12.737	4	13:33:44.574	43.498	+0.577	12.660	19.254	11.584
3	13:33:59.761	43.090	+0.351	12.541	19.068	11.481	5	13:34:27.609	43.035	+0.114	12.542	19.006	11.487
4	13:34:42.765	43.004	+0.265	12.428	19.041	11.535	6	13:35:10.600	42.991	+0.070	12.380	19.065	11.546
5	13:35:25.617	42.852	+0.113	12.381	19.003	11.468	7	13:37:36.702	2:26.102	+1:43.181	12.468	19.349	1:54.285
6	13:36:08.356	42.739		12.297	18.948	11.494	8	13:38:21.102	44.400	+1.479	13.702	19.218	11.480
7	13:36:52.283	43.927	+1.188	12.302	19.769	11.856	9	13:39:04.023	42.921		12.410	19.015	11.496
8	13:37:35.035	42.752	+0.013	12.321	19.014	11.417	10	13:39:46.978	42.955	+0.034	12.378	19.048	11.529
9	13:38:17.802	42.767	+0.028	12.329	19.030	11.408	11	13:40:30.158	43.180	+0.259	12.434	19.174	11.572
10	13:39:54.168	1:36.366	+53.627	12.935	19.805	1:03.626	12	13:41:13.151	42.993	+0.072	12.427	19.028	11.538
11	13:40:44.366	50.198	+7.459	18.187	20.308	11.703	13	13:41:56.346	43.195	+0.274	12.464	19.123	11.608
12	13:41:27.681	43.315	+0.576	12.536	19.163	11.616	14	13:42:39.549	43.203	+0.282	12.380	19.185	11.638
13	13:42:10.626	42.945	+0.206	12.253	18.997	11.695							
14	13:42:53.385	42.759	+0.020	12.304	18.952	11.503							
15	13:43:36.351	42.966	+0.227	12.380	19.095	11.491							
(18) Robert Kindervater							(19) Jannik Julius-Bernhart						
1	13:32:29.085	58.084	+15.325	21.682	23.822	12.580	1	13:32:43.323	49.473	+6.493	15.854	21.353	12.266
2	13:33:15.745	46.660	+3.901	13.795	20.773	12.092	2	13:33:29.356	46.033	+3.053	14.194	20.008	11.831
3	13:33:58.960	43.215	+0.456	12.387	19.190	11.638	3	13:34:13.351	43.995	+1.015	12.398	19.999	11.598
4	13:34:41.982	43.022	+0.263	12.437	19.060	11.525	4	13:34:56.335	42.984	+0.004	12.385	19.053	11.546
5	13:35:24.826	42.844	+0.085	12.326	19.034	11.484	5	13:35:39.565	43.230	+0.250	12.321	19.080	11.829
6	13:36:07.751	42.925	+0.166	12.305	19.167	11.453	6	13:36:22.591	43.026	+0.046	12.345	19.049	11.632
7	13:36:53.504	45.753	+2.994	15.059	19.213	11.481	7	13:38:41.540	2:18.949	+1:35.969	12.478	19.182	1:47.289
8	13:37:36.338	42.834	+0.075	12.325	19.099	11.410	8	13:39:26.091	44.551	+1.571	13.521	19.436	11.594
9	13:40:01.413	2:25.075	+1:42.316	12.268	19.102	1:53.705	9	13:40:09.910	43.819	+0.839	12.389	19.712	11.718
10	13:40:49.583	48.170	+5.411	17.503	19.176	11.491	10	13:40:54.210	44.300	+1.320	12.447	19.896	11.957
11	13:41:32.492	42.909	+0.150	12.390	19.084	11.435	11	13:41:37.190	42.980		12.386	19.057	11.587
12	13:42:15.283	42.791	+0.032	12.327	19.024	11.440	12	13:42:20.394	43.204	+0.224	12.531	19.157	11.516
13	13:43:00.603	45.320	+2.561	14.882	19.001	11.437							
14	13:43:43.362	42.759		12.309	19.031	11.419	(67) Alexander Schmitz						
15	13:44:26.151	42.789	+0.030	12.357	19.037	11.395	1	13:31:30.209	52.856	+9.831	18.107	22.054	12.695
16	13:45:08.935	42.784	+0.025	12.244	19.035	11.505	2	13:32:14.775	44.566	+1.541	13.279	19.557	11.730
(9) André Matisic							3	13:39:13.261	6:58.486	+6:15.461	12.990	20.035	6:25.461
1	13:31:13.550	53.693	+10.870	18.126	22.443	13.124	4	13:40:03.639	50.378	+7.353	16.820	21.795	11.763
2	13:32:00.581	47.031	+4.208	14.274	20.528	12.229	5	13:40:47.392	43.753	+0.728	12.521	19.628	11.604
3	13:32:44.317	43.736	+0.913	12.791	19.388	11.557	6	13:41:30.775	43.383	+0.358	12.543	19.294	11.546
4	13:33:28.252	43.935	+1.112	12.493	19.573	11.869	7	13:42:13.863	43.088	+0.063	12.452	19.149	11.487
5	13:34:11.630	43.378	+0.555	12.551	19.198	11.629	8	13:42:56.888	43.025		12.371	19.152	11.502
6	13:34:54.697	43.067	+0.244	12.350	19.162	11.555	(10) Lukas Scherbinkas						
7	13:35:37.684	42.987	+0.164	12.427	19.066	11.494	1	13:32:33.078	53.729	+10.700	19.551	21.697	12.481
8	13:36:20.592	42.908	+0.085	12.403	19.063	11.442	2	13:33:18.580	45.502	+2.473	13.452	20.038	12.012
9	13:39:20.111	2:59.519	+2:16.696	12.378	19.487	2:27.654	3	13:34:03.078	44.498	+1.469	12.636	19.700	12.162
10	13:40:07.965	47.854	+5.031	15.935	20.171	11.748	4	13:34:46.372	43.294	+0.265	12.528	19.165	11.601
11	13:40:51.341	43.376	+0.553	12.601	19.230	11.545	5	13:35:30.804	44.432	+1.403	12.484	19.287	12.661
12	13:41:34.412	43.071	+0.248	12.357	19.147	11.567	6	13:36:14.778	43.974	+0.945	12.964	19.360	11.650
13	13:42:17.244	42.832	+0.009	12.334	18.999	11.499	7	13:36:58.298	43.520	+0.491	12.488	19.453	11.579
14	13:43:00.067	42.823		12.317	19.037	11.469	8	13:37:41.876	43.578	+0.549	12.498	19.334	11.746
15	13:43:43.065	42.998	+0.175	12.312	18.933	11.753	9	13:38:25.502	43.626	+0.597	12.515	19.259	11.852
16	13:44:27.425	44.360	+1.537	13.743	19.134	11.483	10	13:40:04.344	1:38.842	+55.813	12.495	19.623	1:06.724
17	13:45:10.464	43.039	+0.216	12.355	19.190	11.494	11	13:40:48.519	44.175	+1.146	13.354	19.205	11.616
(16) Guust Specken							12	13:41:31.901	43.382	+0.353	12.616	19.157	11.609
1	13:33:07.431	51.701	+8.810	17.838	21.418	12.445	13	13:42:15.089	43.188	+0.159	12.418	19.228	11.542
2	13:33:52.334	44.903	+2.012	13.046	19.197	12.660	14	13:42:58.369	43.280	+0.251	12.475	19.130	11.675
3	13:34:35.250	42.916	+0.025	12.410	19.015	11.491	15	13:43:41.398	43.029		12.400	19.068	11.561
4	13:35:18.215	42.965	+0.074	12.326	19.138	11.501	16	13:44:24.800	43.402	+0.373	12.360	19.445	11.597
5	13:36:01.168	42.953	+0.062	12.396	19.107	11.450	17	13:45:07.941	43.141	+0.112	12.437	19.115	11.589
6	13:36:44.166	42.998	+0.107	12.379	19.069	11.550	(71) Kevin Stehouwer						
7	13:38:49.531	2:05.365	+1:22.474	12.476	19.086	1:33.803	1	13:31:58.400	54.670	+11.640	19.207	22.815	12.648
8	13:39:33.993	44.462	+1.571	13.818	19.121	11.523	2	13:32:43.470	45.070	+2.040	13.271	19.777	12.022
9	13:40:16.917	42.924	+0.033	12.365	19.094	11.465	3	13:33:27.684	44.214	+1.184	12.575	19.469	12.170
10	13:40:59.886	42.969	+0.078	12.305	19.129	11.535	4	13:34:57.350	1:29.666	+46.636	12.801	19.239	57.626
11	13:41:42.827	42.941	+0.050	12.332	19.128	11.481	5	13:35:55.204	57.854	+14.824	17.591	27.141	13.122
12	13:42:25.781	42.954	+0.063	12.359	19.108	11.487	6	13:36:42.724	47.520	+4.490	12.613	21.512	13.395
13	13:43:08.721	42.940	+0.049	12.340	19.111	11.489	7	13:37:27.840	45.116	+2.086	14.270	19.223	11.623
14	13:43:51.679	42.958	+0.067	12.423	19.100	11.435	8	13:38:11.069	43.229	+0.199	12.508	19.201	11.520
15	13:44:34.660	42.981	+0.090	12.391	19.032	11.558	9	13:38:54.290	43.221	+0.191	12.497	19.203	11.521
16	13:45:17.551	42.891		12.363	19.067	11.461	10	13:39:37.537	43.247	+0.217	12.515	19.171	11.561
(46) Gianni Andrisani							11	13:40:20.823	43.286	+0.256	12.456	19.216	11.614
1	13:31:29.435	51.769	+8.848	16.712	21.573	13.484	12	13:41:03.925	43.102	+0.072	12.385	19.152	11.565
2	13:32:15.350	45.915	+2.994	13.491	20.306	12.118	13	13:41:47.197	43.272	+0.242	12.452	19.233	11.587
3	13:33:01.076	45.726	+2.805	12.765	21.272	11.689	14	13:42:30.854	43.657	+0.627	12.470	19.243	11.944
							15	13:43:13.888	43.034	+0.004	12.396	19.105	11.533
							16	13:43:56.955	43.067	+0.037	12.418	19.100	11.549
							17	13:44:39.985	43.030		12.401	19.092	11.537

Orbits



INT. ADAC Kartrennen Kerpen

DKM - KZ2


Erftlandring Kerpen 1,110 Km

Test-Session 3

19.07.2024 13:30

Practice (15:00 Time) started at 13:30:02

Lap	Time of Day	Lap Tm	Diff	S1 Tm	S2 Tm	S3 Tm	Lap	Time of Day	Lap Tm	Diff	S1 Tm	S2 Tm	S3 Tm
[62] Jelte Bouma													
1	13:31:13.910	43.339	+5.205	15.837	20.489	12.013							
2	13:31:59.261	45.351	+2.217	13.505	19.905	11.941							
3	13:32:43.636	44.375	+1.241	12.814	19.660	11.901							
4	13:33:28.129	44.493	+1.359	13.019	19.593	11.881							
5	13:34:11.966	43.837	+0.703	12.949	19.264	11.624							
6	13:34:55.404	43.438	+0.304	12.622	19.233	11.583							
7	13:35:38.959	43.555	+0.421	12.536	19.378	11.641							
8	13:36:22.364	43.405	+0.271	12.579	19.272	11.554							
9	13:37:06.238	43.874	+0.740	12.954	19.171	11.749							
10	13:37:49.550	43.312	+0.178	12.550	19.181	11.581							
11	13:38:32.829	43.279	+0.145	12.500	19.198	11.581							
12	13:39:16.263	43.434	+0.300	12.594	19.240	11.600							
13	13:40:00.068	43.805	+0.671	12.645	19.435	11.725							
14	13:40:43.965	43.897	+0.763	12.669	19.444	11.784							
15	13:41:28.101	44.136	+1.002	13.147	19.424	11.565							
16	13:42:11.235	43.134		12.442	19.178	11.514							
17	13:42:54.506	43.271	+0.137	12.508	19.259	11.504							
18	13:43:37.657	43.151	+0.017	12.431	19.177	11.543							
19	13:44:21.232	43.575	+0.441	12.470	19.336	11.769							
20	13:45:05.138	43.906	+0.772	12.733	19.635	11.538							
[15] David Liwinski													
1	13:33:27.528	1:00.746	+17.576	24.710	23.824	12.212							
2	13:34:11.208	43.680	+0.510	12.736	19.305	11.639							
3	13:34:54.567	43.359	+0.189	12.415	19.296	11.648							
4	13:35:40.992	46.425	+3.255	15.226	19.528	11.671							
5	13:36:24.162	43.170		12.451	19.168	11.551							
[72] Aleks Jutkevicius													
1	13:31:19.145	51.193	+7.896	16.934	21.820	12.439							
2	13:32:04.244	45.099	+1.802	13.710	19.681	11.708							
3	13:32:48.023	43.779	+0.482	12.609	19.522	11.648							
4	13:33:32.153	44.130	+0.833	12.594	19.868	11.668							
5	13:34:15.852	43.699	+0.402	12.664	19.462	11.573							
6	13:34:59.161	43.309	+0.012	12.429	19.309	11.571							
7	13:35:43.618	44.457	+1.160	12.755	19.354	12.348							
8	13:36:26.919	43.301	+0.004	12.539	19.228	11.534							
9	13:37:10.484	43.565	+0.268	12.435	19.385	11.745							
10	13:37:53.781	43.297		12.423	19.262	11.612							
11	13:38:37.201	43.420	+0.123	12.465	19.387	11.568							
12	13:39:20.670	43.469	+0.172	12.473	19.392	11.604							
13	13:40:04.096	43.426	+0.129	12.483	19.364	11.579							
14	13:40:47.624	43.528	+0.231	12.456	19.500	11.572							
15	13:41:31.093	43.469	+0.172	12.467	19.385	11.617							
16	13:42:14.941	43.848	+0.551	12.476	19.799	11.573							
17	13:42:58.617	43.676	+0.379	12.492	19.641	11.543							
18	13:43:41.992	43.375	+0.078	12.421	19.387	11.567							
19	13:44:25.358	43.366	+0.069	12.504	19.336	11.526							
20	13:45:08.768	43.410	+0.113	12.479	19.372	11.559							
[17] Nico Franke													
1	13:31:14.480	50.146	+5.976	17.344	20.549	12.253							
2	13:32:00.893	46.413	+2.243	13.562	20.461	12.390							
3	13:32:45.063	44.170		12.897	19.488	11.785							
4	13:33:29.799	44.736	+0.566	12.851	19.934	11.951							
5	13:34:14.027	44.228	+0.058	12.794	19.539	11.895							
6	13:34:58.326	44.299	+0.129	12.858	19.648	11.793							
7	13:37:45.183	2:46.857	+2:02.687	13.117	19.514	2:14.226							
8	13:38:30.606	45.423	+1.253	14.110	19.476	11.837							
9	13:39:14.978	44.372	+0.202	12.963	19.558	11.851							





DKM - KZ2


Test-Session 4

Track length: 1.110 Km
Session Started: 16:10:02
Best Lap by: 6 - Markus Kajak - 42.145

Rank	#	Driver	Nat	Sponsor Entrant	Nat	License E-License	Make	laps	Best Lap	Diff	In Lap	Penalty
1	6	Markus Kajak	EST	Maranello SRP Factory Team	DEU	ITE26214 KBF38275	Maranello/TM/Vega	15	42.145		12	
2	1	Stan Pex	NLD	SP Motorsport	NLD	ITE31772 IBL47253	Kart Republic/TM/Vega	15	42.181	0.036	12	
3	5	David Trefilov	DEU	Maranello SRP Factory Team	DEU	ITE 16049 KBF38275	Maranello/TM /Vega	13	42.292	0.147	11	
4	63	Karl Lukaschewsky	DEU	Maranello SRP Factory Team	DEU	ITE 36974 KBF38275	Maranello/TM/Vega	14	42.344	0.199	8	
5	9	André Matisic	DEU	Solgat Motorsport	DEU	ITE 34369 KBF42332	Birel Art/TM/Vega	16	42.396	0.251	16	
6	46	Gianni Andrisani	DEU	TB Racing Team	DEU	ITE13762 KBF38262	KR/TM/Vega	15	42.397	0.252	13	
7	12	Lukas Schächer	DEU	TB Racing Team	DEU	ITE 28091 KBF38262	KR/TM/Vega	16	42.408	0.263	13	
8	67	Alexander Schmitz	DEU	Alexander Schmitz	DEU	ITE14228 IDC14228	Tony Kart/Vortex/Vega	15	42.413	0.268	15	
9	69	Jorrit Pex	NLD	SP Motorsport	NLD	ITE27382 IBL47253006	KR/TM/Vega	13	42.426	0.281	13	
10	10	Lukas Scherbinskas	DEU	NSL Racing	LTU	ITE11348 IBL2024-KL/10	Energy/TM/Vega	16	42.432	0.287	15	
11	18	Robert Kindervater	DEU	ADAC Berlin-Brandenburg e.V. BIREL ART RACING KSW	AUT	ITE24990 IBLBK 102	Birel Art/TM/Vega	13	42.462	0.317	11	
12	11	Jens Treur	NLD	CRG Holland	NLD	ITE44483 IBL15521	CRG/TM/Vega	14	42.463	0.318	11	
13	16	Guust Specken	NLD	CRG Holland	NLD	ITE33443 IBL15521	CRG/TM/Vega	15	42.504	0.359	13	
14	41	Maddox Wirtz	DEU	VDB Kart Racing	DEU	ITE 39902 KBF42053	Birel Art/TM/Vega	7	42.550	0.405	7	
15	13	Christiaan de Kleijn	NLD	CRG Holland	NLD	ITE44092 IBL15521	CRG/TM/Vega	14	42.572	0.427	11	
16	14	Danilo Albanese	ITA	Dörr Motorsport	DEU	ITE498284 BIF38420	KR/IAME/Vega	15	42.589	0.444	6	
17	71	Kevin Stehouwer	NLD	Kevin Stehouwer	NLD	ITE43342 IDC43342	Birel Art/Vortex/Vega	16	42.625	0.480	16	
18	75	Renzo Alibaks	NLD	Alibaks, Renzo	NLD	ITE36331 IBL36331	CRG/TM/Vega	13	42.832	0.687	11	
19	62	Jelte Bouma	NLD	Hendrik Bouma	NLD	NKA52400 IPL52401	Mach1/TM/VEGA	21	42.855	0.710	12	
20	19	Jannik Julius-Bernhart	AUT	Dörr Motorsport	DEU	ITEJK2048 BIF38420	KR/IAME/Vega	14	42.856	0.711	14	
21	72	Aleks Jutkevicius	LTU	Paske Racing	LTU	ITE2024-ITE/012 IBL2024-KL/05	Righetti Ridolfi/TM/Vega	17	42.988	0.843	11	
22	15	David Liwinski	POL	Dörr Motorsport	DEU	ITE10012 BIF38420	KR/IAME/Vega	2	43.387	1.242	2	
23	17	Nico Franke	DEU	ADAC Berlin-Brandenburg e.V. SG Samuelkart	NLD	ITE42574 IBL57205001	CRG/TM/Vega	18	43.908	1.763	3	

Timekeeper
M.Riehmers

Race Director
H.Seidel



INT. ADAC Kartrennen Kerpen

DKM - KZ2

Erftlandring Kerpen 1,110 Km

Test-Session 4

19.07.2024 16:10

Practice (15:00 Time) started at 16:10:02

Lap	Time of Day	Lap Tm	Diff	S1 Tm	S2 Tm	S3 Tm	Lap	Time of Day	Lap Tm	Diff	S1 Tm	S2 Tm	S3 Tm
(6) Markus Kajak							8	16:19:37.950	4:04.636	+3:22.240	12.288	19.096	3:33.252
1	16:11:07.326	50.788	+8.643	16.292	21.004	13.492	9	16:20:32.168	54.218	+11.822	17.021	24.685	12.512
2	16:11:50.915	43.589	+1.444	12.852	19.228	11.509	10	16:21:15.814	43.646	+1.250	12.593	19.480	11.573
3	16:12:34.406	43.491	+1.346	12.469	19.176	11.846	11	16:21:58.521	42.707	+0.311	12.265	18.999	11.443
4	16:13:17.320	42.914	+0.769	12.321	19.038	11.555	12	16:22:41.021	42.500	+0.104	12.237	18.897	11.366
5	16:14:00.225	42.905	+0.760	12.340	19.117	11.448	13	16:23:23.602	42.581	+0.185	12.268	18.920	11.393
6	16:14:43.138	42.913	+0.768	12.343	19.059	11.511	14	16:24:06.208	42.606	+0.210	12.281	18.921	11.404
7	16:15:25.930	42.792	+0.647	12.322	19.060	11.410	15	16:24:51.380	45.172	+2.776	13.139	20.442	11.591
8	16:20:19.719	4:53.789	+4:11.644	12.460	19.128	4:22.201	16	16:25:33.776	42.396		12.169	18.900	11.327
9	16:21:07.400	47.681	+5.536	15.542	20.085	12.054	(46) Gianni Andrisani						
10	16:21:50.328	42.928	+0.783	12.388	19.077	11.463	1	16:11:06.192	49.069	+6.672	15.911	20.669	12.489
11	16:22:32.643	42.315	+0.170	12.230	18.850	11.235	2	16:11:50.347	44.155	+1.758	13.011	19.377	11.767
12	16:23:14.788	42.145		12.230	18.712	11.266	3	16:12:33.906	43.559	+1.162	12.655	19.247	11.657
13	16:23:57.074	42.286	+0.141	12.205	18.808	11.273	4	16:13:17.219	43.313	+0.916	12.597	19.149	11.567
14	16:24:45.128	48.054	+5.909	14.109	22.407	11.538	5	16:14:00.486	43.267	+0.870	12.726	19.068	11.473
15	16:25:27.414	42.286	+0.141	12.205	18.733	11.348	6	16:14:43.642	43.156	+0.759	12.403	19.166	11.587
(1) Stan Pex							7	16:15:26.698	43.056	+0.659	12.458	19.104	11.494
1	16:11:29.679	55.664	+13.483	18.733	23.296	13.635	8	16:19:40.722	4:14.024	+3:31.627	12.337	19.015	3:42.672
2	16:12:16.719	47.040	+4.859	14.313	20.482	12.245	9	16:20:36.298	55.576	+13.179	16.809	24.939	13.828
3	16:13:00.825	44.106	+1.925	12.762	19.771	11.573	10	16:21:23.684	47.386	+4.989	13.772	21.913	11.701
4	16:13:43.507	42.682	+0.501	12.271	18.968	11.443	11	16:22:07.280	43.596	+1.199	12.431	19.734	11.431
5	16:14:26.115	42.608	+0.427	12.257	18.913	11.438	12	16:22:49.825	42.545	+0.148	12.315	18.866	11.364
6	16:15:08.857	42.742	+0.561	12.267	18.877	11.598	13	16:23:32.222	42.397		12.260	18.811	11.326
7	16:15:53.053	44.196	+2.015	12.993	19.544	11.659	14	16:24:14.985	42.763	+0.366	12.232	19.159	11.372
8	16:16:35.628	42.575	+0.394	12.283	18.906	11.386	15	16:24:57.864	42.879	+0.482	12.192	19.125	11.562
9	16:20:31.819	3:56.191	+3:14.010	12.647	19.845	3:23.699	(12) Lukas Schächer						
10	16:21:18.481	46.662	+4.481	14.915	19.879	11.868	1	16:11:05.861	50.512	+8.104	16.769	21.028	12.715
11	16:22:01.306	42.825	+0.644	12.442	18.988	11.395	2	16:11:50.178	44.317	+1.909	13.021	19.468	11.828
12	16:22:43.487	42.131		12.184	18.731	11.266	3	16:12:34.830	44.652	+2.244	12.976	19.372	12.304
13	16:23:25.698	42.211	+0.030	12.117	18.755	11.339	4	16:13:18.118	43.288	+0.880	12.508	19.130	11.650
14	16:24:12.773	47.075	+4.894	16.181	19.476	11.418	5	16:14:01.087	42.969	+0.561	12.330	19.111	11.528
15	16:24:55.043	42.270	+0.089	12.162	18.764	11.344	6	16:14:44.055	42.968	+0.560	12.352	19.094	11.522
(5) David Trefilov							7	16:15:26.987	42.932	+0.524	12.249	19.192	11.491
1	16:11:22.594	58.319	+16.027	20.473	24.356	13.490	8	16:19:31.134	4:04.147	+3:21.739	12.287	19.405	3:32.455
2	16:12:15.500	52.906	+10.614	14.127	23.742	15.037	9	16:20:18.457	47.323	+4.915	15.292	20.110	11.921
3	16:12:59.350	43.860	+1.558	12.970	19.400	11.480	10	16:21:03.306	44.849	+2.441	12.481	19.631	12.737
4	16:13:42.429	43.079	+0.787	12.439	19.205	11.435	11	16:21:45.919	42.613	+0.205	12.260	18.917	11.436
5	16:14:27.885	45.456	+3.164	12.442	19.082	13.932	12	16:22:28.496	42.577	+0.169	12.333	18.792	11.452
6	16:19:55.663	5:27.778	+4:45.486	12.254	18.997	4:56.527	13	16:23:10.904	42.408		12.184	18.873	11.351
7	16:20:46.321	50.658	+8.366	16.353	21.815	12.490	14	16:23:53.538	42.634	+0.226	12.217	18.815	11.602
8	16:21:30.422	44.101	+1.809	12.929	19.628	11.544	15	16:24:36.138	42.600	+0.192	12.363	18.843	11.394
9	16:22:12.916	42.494	+0.202	12.289	18.871	11.334	16	16:25:18.694	42.556	+0.148	12.260	18.912	11.384
10	16:22:55.255	42.339	+0.047	12.177	18.835	11.327	(67) Alexander Schmitz						
11	16:23:37.547	42.292		12.180	18.817	11.295	1	16:11:09.921	49.732	+7.319	16.150	21.331	12.251
12	16:24:19.925	42.378	+0.086	12.153	18.881	11.344	2	16:11:54.098	44.177	+1.764	12.789	19.782	11.606
13	16:25:02.330	42.405	+0.113	12.190	18.885	11.330	3	16:12:36.775	42.677	+0.264	12.303	18.983	11.391
(63) Karl Lukaschewsky							4	16:13:22.947	46.172	+3.759	13.652	21.043	11.477
1	16:11:23.113	56.597	+14.253	19.668	23.509	13.420	5	16:14:05.493	42.546	+0.133	12.227	18.930	11.389
2	16:12:10.565	47.452	+5.108	14.309	21.230	11.913	6	16:14:52.084	46.591	+4.178	12.389	22.481	11.721
3	16:12:54.035	43.470	+1.126	12.665	19.229	11.576	7	16:15:34.577	42.493	+0.080	12.261	18.873	11.359
4	16:13:37.313	43.278	+0.934	12.489	19.181	11.608	8	16:16:17.025	42.448	+0.035	12.201	18.856	11.391
5	16:17:31.175	3:53.862	+3:11.518	12.361	19.165	3:22.336	9	16:19:30.455	3:13.430	+2:31.017	13.293	20.177	2:39.960
6	16:18:23.334	52.159	+9.815	19.445	20.976	11.738	10	16:20:17.205	46.750	+4.337	15.264	19.733	11.753
7	16:19:05.856	42.522	+0.178	12.333	18.835	11.354	11	16:21:00.945	43.740	+1.327	12.573	19.607	11.560
8	16:19:48.200	42.344		12.180	18.847	11.317	12	16:21:44.015	43.070	+0.657	12.336	19.121	11.613
9	16:20:34.497	46.297	+3.953	12.316	20.590	13.391	13	16:22:27.253	43.238	+0.825	12.726	19.108	11.404
10	16:21:19.084	44.587	+2.243	13.318	19.579	11.690	14	16:23:13.193	45.940	+3.527	12.311	21.311	12.318
11	16:22:01.975	42.891	+0.547	12.340	19.030	11.521	15	16:23:55.606	42.413		12.249	18.856	11.308
12	16:22:45.148	43.173	+0.829	12.798	18.966	11.409	(69) Jorrit Pex						
13	16:23:27.819	42.671	+0.327	12.263	18.974	11.434	1	16:11:12.047	51.189	+8.763	16.368	22.120	12.701
14	16:24:10.581	42.762	+0.418	12.368	18.966	11.428	2	16:11:55.970	43.923	+1.497	12.809	19.492	11.622
(9) André Matisic							3	16:12:39.163	43.193	+0.767	12.383	19.194	11.616
1	16:11:13.552	51.620	+9.224	16.286	22.877	12.457	4	16:13:22.184	43.021	+0.595	12.373	19.176	11.472
2	16:11:58.061	44.509	+2.113	13.125	19.713	11.671	5	16:14:04.944	42.760	+0.334	12.246	19.020	11.494
3	16:12:41.581	43.520	+1.124	12.357	19.479	11.684	6	16:14:47.798	42.854	+0.428	12.280	19.063	11.511
4	16:13:24.748	43.167	+0.771	12.396	19.228	11.543	7	16:15:30.525	42.727	+0.301	12.235	19.002	11.490
5	16:14:07.578	42.830	+0.434	12.319	19.072	11.439	8	16:20:08.741	4:38.216	+3:55.790	12.650	19.481	4:06.085
6	16:14:50.416	42.838	+0.442	12.276	19.026	11.536	9	16:20:57.717	48.976	+6.550	15.695	21.206	12.075
7	16:15:33.314	42.898	+0.502	12.262	19.102	11.534	10	16:22:55.831	1:58.114	+1:15.688	13.735	25.026	1:19.353
							11	16:23:40.469	44.638	+2.212	13.772	19.288	11.578

Orbits



INT. ADAC Kartrennen Kerpen

DKM - KZ2

Erftlandring Kerpen 1,110 Km

Test-Session 4

19.07.2024 16:10

Practice (15:00 Time) started at 16:10:02

Lap	Time of Day	Lap Tm	Diff	S1 Tm	S2 Tm	S3 Tm
12	16:24:23.261	42.792	+0.366	12.391	18.946	11.455
13	16:25:05.687	42.426		12.219	18.841	11.366

(10) Lukas Scherbinkas

1	16:11:07.676	49.857	+7.425	15.893	20.390	13.574
2	16:11:51.364	43.688	+1.256	12.722	19.313	11.653
3	16:12:36.358	44.994	+2.562	13.896	19.426	11.672
4	16:13:19.613	43.255	+0.823	12.478	19.174	11.603
5	16:14:02.518	42.905	+0.473	12.406	19.001	11.498
6	16:14:45.533	43.015	+0.583	12.417	19.087	11.511
7	16:15:28.693	43.160	+0.728	12.310	19.133	11.717
8	16:19:41.425	4:12.732	+3:30.300	12.378	19.174	3:41.180
9	16:20:37.195	55.770	+13.338	16.842	25.699	13.229
10	16:21:22.672	45.477	+3.045	13.447	20.319	11.711
11	16:22:05.566	42.894	+0.462	12.412	18.997	11.485
12	16:22:48.112	42.546	+0.114	12.306	18.852	11.388
13	16:23:30.601	42.489	+0.057	12.279	18.829	11.381
14	16:24:14.458	43.857	+1.425	12.336	19.988	11.533
15	16:24:56.890	42.432		12.226	18.814	11.392
16	16:25:41.482	44.592	+2.160	12.284	20.686	11.622

(18) Robert Kindervater

1	16:11:31.377	54.431	+11.969	18.506	22.729	13.196
2	16:12:18.434	47.057	+4.595	14.074	21.157	11.826
3	16:13:02.351	43.917	+1.455	12.387	19.742	11.788
4	16:13:45.350	42.999	+0.537	12.315	19.164	11.520
5	16:14:28.422	43.072	+0.610	12.332	19.053	11.687
6	16:19:42.576	5:14.154	+4:31.692	12.421	19.146	4:42.587
7	16:20:38.062	55.486	+13.024	17.056	23.791	14.639
8	16:21:24.911	46.849	+4.387	15.393	19.796	11.660
9	16:22:07.617	42.706	+0.244	12.298	18.940	11.468
10	16:22:50.391	42.774	+0.312	12.255	18.980	11.539
11	16:23:32.853	42.462		12.262	18.827	11.373
12	16:24:17.378	44.525	+2.063	12.254	20.600	11.671
13	16:24:59.914	42.536	+0.074	12.156	18.918	11.462

(11) Jens Treur

1	16:11:05.975	51.607	+9.144	18.197	20.991	12.419
2	16:11:49.514	43.539	+1.076	12.578	19.317	11.644
3	16:12:35.143	45.629	+3.166	12.607	20.910	12.112
4	16:13:18.370	43.227	+0.764	12.392	19.106	11.729
5	16:14:01.259	42.889	+0.426	12.377	19.056	11.456
6	16:19:31.508	5:30.249	+4:47.786	12.358	19.052	4:58.839
7	16:20:34.914	1:03.406	+20.943	20.313	29.459	13.634
8	16:21:19.370	44.456	+1.993	13.196	19.566	11.694
9	16:22:02.136	42.766	+0.803	12.341	18.877	11.548
10	16:22:44.676	42.540	+0.077	12.322	18.870	11.348
11	16:23:27.139	42.463		12.202	18.859	11.402
12	16:24:13.235	46.096	+3.633	14.370	20.236	11.490
13	16:24:55.889	42.654	+0.191	12.392	18.881	11.381
14	16:25:38.468	42.579	+0.116	12.241	18.949	11.389

(16) Guust Specken

1	16:11:22.779	57.446	+14.942	19.697	24.339	13.410
2	16:12:10.344	47.565	+5.061	14.311	21.423	11.831
3	16:12:57.002	46.658	+4.154	15.082	19.844	11.732
4	16:13:40.296	43.294	+0.790	12.412	19.280	11.602
5	16:14:23.883	43.587	+1.083	12.675	19.181	11.731
6	16:15:06.935	43.052	+0.548	12.448	19.156	11.448
7	16:15:49.851	42.916	+0.412	12.345	19.077	11.494
8	16:19:50.784	4:00.933	+3:18.429	12.397	19.042	3:29.494
9	16:20:42.783	51.999	+9.495	17.811	21.487	12.701
10	16:21:27.918	45.135	+2.631	14.137	19.498	11.500
11	16:22:10.530	42.612	+0.108	12.384	18.890	11.338
12	16:22:53.076	42.546	+0.042	12.285	18.903	11.358
13	16:23:35.580	42.504		12.264	18.874	11.366
14	16:24:18.143	42.563	+0.059	12.275	18.913	11.375
15	16:25:00.839	42.696	+0.192	12.326	18.937	11.433

(41) Maddox Wirtz

1	16:20:37.376	51.382	+8.832	16.650	21.882	12.850
2	16:21:25.728	48.353	+5.803	15.177	21.463	11.713
3	16:22:08.690	42.962	+0.412	12.443	19.030	11.489
4	16:22:51.512	42.822	+0.272	12.434	18.997	11.391

Lap	Time of Day	Lap Tm	Diff	S1 Tm	S2 Tm	S3 Tm
5	16:23:34.094	42.582	+0.032	12.263	18.893	11.426
6	16:24:16.730	42.636	+0.086	12.263	18.944	11.429
7	16:24:59.280	42.550		12.291	18.873	11.386

(13) Christiaan de Kleijn

1	16:11:30.367	54.460	+11.888	18.379	23.135	12.946
2	16:12:18.053	47.686	+5.114	14.226	21.532	11.928
3	16:13:01.512	43.459	+0.887	12.551	19.248	11.660
4	16:13:44.491	42.979	+0.407	12.497	18.964	11.518
5	16:14:28.113	43.622	+1.050	12.415	19.321	11.886
6	16:15:10.906	42.793	+0.221	12.357	18.967	11.469
7	16:19:43.066	4:32.160	+3:49.588	12.386	19.289	4:00.485
8	16:20:36.922	53.856	+11.284	17.123	23.621	13.112
9	16:21:22.384	45.462	+2.890	13.449	20.359	11.654
10	16:22:05.187	42.803	+0.231	12.365	19.034	11.404
11	16:22:47.759	42.572		12.331	18.860	11.381
12	16:23:30.341	42.582	+0.010	12.235	18.951	11.396
13	16:24:15.548	45.207	+2.635	13.188	20.433	11.586
14	16:24:58.287	42.739	+0.167	12.220	19.025	11.494

(14) Danilo Albanese

1	16:12:30.913	58.369	+15.780	19.135	25.687	13.547
2	16:13:17.895	46.982	+4.393	13.894	21.263	11.825
3	16:14:00.756	42.861	+0.272	12.317	19.025	11.519
4	16:14:47.249	46.493	+3.904	14.882	19.979	11.632
5	16:15:29.987	42.738	+0.149	12.345	19.002	11.391
6	16:16:12.576	42.589		12.277	18.863	11.449
7	16:19:29.519	3:16.943	+2:34.354	12.443	19.608	2:44.892
8	16:20:34.363	1:04.844	+22.255	21.580	29.263	14.001
9	16:21:18.841	44.478	+1.889	13.177	19.583	11.718
10	16:22:01.791	42.950	+0.361	12.343	19.152	11.455
11	16:22:47.472	45.681	+3.092	13.498	20.675	11.508
12	16:23:30.153	42.681	+0.092	12.311	18.944	11.426
13	16:24:14.351	44.198	+1.609	12.475	20.155	11.568
14	16:24:57.453	43.102	+0.513	12.510	19.016	11.576
15	16:25:42.017	44.564	+1.975	12.209	20.632	11.723

(71) Kevin Stehouwer

1	16:11:23.302	56.390	+13.765	19.461	23.662	13.267
2	16:12:10.854	47.552	+4.927	14.318	21.252	11.982
3	16:12:54.440	43.586	+0.961	12.604	19.321	11.661
4	16:13:37.691	43.251	+0.626	12.472	19.156	11.623
5	16:14:20.841	43.150	+0.525	12.451	19.128	11.571
6	16:15:04.040	43.199	+0.574	12.395	19.170	11.634
7	16:15:46.973	42.933	+0.308	12.353	19.058	11.522
8	16:19:33.440	3:46.467	+3:03.842	12.379	19.154	3:14.934
9	16:20:34.684	1:01.244	+18.619	18.272	28.960	14.012
10	16:21:19.265	44.581	+1.956	13.321	19.580	11.680
11	16:22:02.557	43.292	+0.667	12.636	19.161	11.495
12	16:22:45.355	42.798	+0.173	12.415	18.979	11.404
13	16:23:28.012	42.657	+0.032	12.304	18.915	11.438
14	16:24:11.095	43.083	+0.458	12.459	19.173	11.451
15	16:24:53.966	42.871	+0.246	12.326	18.994	11.551
16	16:25:36.591	42.525		12.292	18.932	11.401

(75) Renzo Alibaks

1	16:11:30.084	55.470	+12.638	18.986	23.026	13.458
2	16:12:17.118	47.034	+4.202	14.192	20.557	12.285
3	16:13:01.296	44.178	+1.346	12.671	19.802	11.705
4	16:13:44.344	43.048	+0.216	12.379	19.093	11.576
5	16:14:27.445	43.101	+0.269	12.344	19.052	11.705
6	16:19:30.683	5:03.238	+4:20.406	12.350	20.367	4:30.521
7	16:20:18.757	48.074	+5.242	15.869	20.075	12.130
8	16:21:02.580	43.823	+0.991	12.462	19.371	11.990
9	16:21:45.835	43.255	+0.423	12.462	19.245	11.548
10	16:22:29.094	43.259	+0.427	12.641	19.111	11.507
11	16:23:11.926	42.832		12.310	19.	

INT. ADAC Kartrennen Kerpen

DKM - KZ2

Erftlandring Kerpen 1,110 Km

Test-Session 4

19.07.2024 16:10

Practice (15:00 Time) started at 16:10:02

Lap	Time of Day	Lap Tm	Diff	S1 Tm	S2 Tm	S3 Tm	Lap	Time of Day	Lap Tm	Diff	S1 Tm	S2 Tm	S3 Tm
4	16:13:18.813	43.453	+0.598	12.538	19.228	11.687	16	16:23:43.749	44.059	+0.151	12.713	19.435	11.911
5	16:14:01.970	43.157	+0.302	12.456	19.188	11.513	17	16:24:28.024	44.275	+0.367	12.912	19.541	11.822
6	16:14:45.174	43.204	+0.349	12.531	19.137	11.536	18	16:25:12.064	44.040	+0.132	12.826	19.393	11.821
7	16:15:28.570	43.396	+0.541	12.532	19.220	11.644							
8	16:16:12.200	43.630	+0.775	12.936	18.978	11.716							
9	16:16:56.673	44.473	+1.618	13.090	19.540	11.843							
10	16:17:40.362	43.689	+0.834	12.681	19.365	11.643							
11	16:18:23.675	43.313	+0.458	12.569	19.280	11.464							
12	16:19:06.530	42.855		12.358	19.050	11.447							
13	16:19:50.246	43.716	+0.861	12.780	19.325	11.611							
14	16:20:36.180	45.934	+3.079	12.667	20.260	13.007							
15	16:21:19.765	43.585	+0.730	12.777	19.190	11.618							
16	16:22:03.046	43.281	+0.426	12.546	19.218	11.517							
17	16:22:46.387	43.341	+0.486	12.471	19.294	11.576							
18	16:23:29.611	43.224	+0.369	12.456	19.241	11.527							
19	16:24:13.151	43.540	+0.685	12.566	19.461	11.513							
20	16:24:56.555	43.404	+0.549	12.805	19.147	11.452							
21	16:25:43.312	46.757	+3.902	12.402	22.398	11.957							

[19] Jannik Julius-Bernhart

1	16:12:19.523	54.404	+11.548	18.653	23.281	12.470
2	16:13:04.491	44.968	+2.112	13.074	20.047	11.847
3	16:13:47.818	43.327	+0.471	12.454	19.201	11.672
4	16:14:31.258	43.440	+0.584	12.313	19.366	11.761
5	16:15:14.598	43.340	+0.484	12.444	19.292	11.604
6	16:19:29.768	4:15.170	+3:32.314	12.437	19.500	3:43.233
7	16:20:17.028	47.260	+4.404	15.746	19.743	11.771
8	16:21:00.526	43.498	+0.642	12.488	19.339	11.671
9	16:21:43.841	43.315	+0.459	12.498	19.242	11.575
10	16:22:26.886	43.045	+0.189	12.368	19.101	11.576
11	16:23:09.950	43.064	+0.208	12.390	19.138	11.536
12	16:23:53.392	43.442	+0.586	12.458	19.359	11.625
13	16:24:36.864	43.472	+0.616	12.733	19.152	11.587
14	16:25:19.720	42.856		12.291	19.025	11.540

[72] Aleks Jutkevicius

1	16:11:17.182	52.399	+9.411	17.414	22.939	12.046
2	16:12:00.841	43.659	+0.671	12.541	19.478	11.640
3	16:12:44.927	44.086	+1.098	12.434	19.337	12.315
4	16:13:28.544	43.617	+0.629	12.630	19.425	11.562
5	16:15:19.818	1:51.274	+1:08.286	12.383	19.339	1:19.552
6	16:16:03.917	44.099	+1.111	13.356	19.222	11.521
7	16:16:47.176	43.259	+0.271	12.430	19.354	11.475
8	16:17:30.417	43.241	+0.253	12.384	19.244	11.613
9	16:18:13.697	43.280	+0.292	12.466	19.255	11.559
10	16:18:56.949	43.252	+0.264	12.442	19.324	11.486
11	16:19:39.937	42.988		12.384	19.130	11.474
12	16:20:24.016	44.079	+1.091	12.679	19.831	11.569
13	16:21:07.634	43.618	+0.630	12.574	19.409	11.635
14	16:21:51.094	43.460	+0.472	12.460	19.365	11.635
15	16:23:36.248	1:45.154	+1:02.166	12.516	19.375	1:13.263
16	16:24:24.441	48.193	+5.205	17.063	19.568	11.562
17	16:25:07.654	43.213	+0.225	12.422	19.284	11.507

[15] David Liwinski

1	16:11:04.846	50.104	+6.717	16.956	21.379	11.769
2	16:11:48.233	43.387		12.525	19.307	11.555

[17] Nico Franke

1	16:11:24.025	53.302	+9.394	17.735	22.267	13.300
2	16:12:11.465	47.440	+3.532	14.276	20.845	12.319
3	16:12:55.373	43.908		12.772	19.366	11.770
4	16:13:39.846	44.473	+0.565	12.810	19.471	12.192
5	16:14:24.537	44.691	+0.783	13.316	19.516	11.859
6	16:15:08.766	44.229	+0.321	12.801	19.470	11.958
7	16:15:53.459	44.693	+0.785	13.318	19.516	11.859
8	16:16:38.129	44.670	+0.762	13.099	19.763	11.808
9	16:17:22.429	44.300	+0.392	12.866	19.567	11.867
10	16:18:06.560	44.131	+0.223	12.807	19.489	11.835
11	16:18:50.949	44.389	+0.481	12.867	19.704	11.818
12	16:20:44.793	1:53.844	+1:09.936	12.817	19.776	1:21.251
13	16:21:31.356	46.563	+2.655	15.006	19.697	11.860
14	16:22:15.522	44.166	+0.258	12.736	19.589	11.841
15	16:22:59.690	44.168	+0.260	12.878	19.544	11.746

Orbits





DKM - KZ2

Free Practice

Track length: 1.110 Km
Session Started: 8:01:01
Best Lap by: 1 - Stan Pex - 42.291


Rank	#	Driver	Nat	Sponsor Entrant	Nat	License E-License	Make	laps	Best Lap	Diff	In Lap	Penalty
1	1	Stan Pex	NLD	SP Motorsport	NLD	ITE31772 IBL47253	Kart Republic/TM/Vega	9	42.291		9	
2	13	Christiaan de Kleijn	NLD	CRG Holland	NLD	ITE44092 IBL15521	CRG/TM/Vega	13	42.386	0.095	13	
3	12	Lukas Schächer	DEU	TB Racing Team	DEU	ITE 28091 KBF38262	KR/TM/Vega	10	42.445	0.154	9	
4	67	Alexander Schmitz	DEU	Alexander Schmitz	DEU	ITE14228 IDC14228	Tony Kart/Vortex/Vega	11	42.453	0.162	10	
5	41	Maddox Wirtz	DEU	VDB Kart Racing	DEU	ITE 39902 KBF42053	Birel Art/TM/Vega	8	42.522	0.231	7	
6	14	Danilo Albanese	ITA	Dörr Motorsport	DEU	ITE498284 BIF38420	KR/IAME/Vega	9	42.524	0.233	8	
7	11	Jens Treur	NLD	CRG Holland	NLD	ITE44483 IBL15521	CRG/TM/Vega	10	42.555	0.264	9	
8	6	Markus Kajak	EST	Maranello SRP Factory Team	DEU	ITE26214 KBF38275	Maranello/TM/Vega	10	42.577	0.286	8	
9	63	Karl Lukaschewsky	DEU	Maranello SRP Factory Team	DEU	ITE 36974 KBF38275	Maranello/TM/Vega	10	42.626	0.335	8	
10	5	David Trefilov	DEU	Maranello SRP Factory Team	DEU	ITE 16049 KBF38275	Maranello/TM /Vega	10	42.669	0.378	7	
11	71	Kevin Stehouwer	NLD	Kevin Stehouwer	NLD	ITE43342 IDC43342	Birel Art/TM/Vega	10	42.686	0.395	9	
12	9	André Matisic	DEU	Solgat Motorsport	DEU	ITE 34369 KBF42332	Birel Art/TM/Vega	11	42.701	0.410	10	
13	16	Guust Specken	NLD	CRG Holland	NLD	ITE33443 IBL15521	CRG/TM/Vega	7	42.701	0.410	5	
14	69	Jorrit Pex	NLD	SP Motorsport	NLD	ITE27382 IBL47253006	KR/TM/Vega	9	42.712	0.421	8	
15	46	Gianni Andrisani	DEU	TB Racing Team	DEU	ITE13762 KBF38262	KR/TM/Vega	10	42.746	0.455	10	
16	10	Lukas Scherbinskas	DEU	NSL Racing	LTU	ITE11348 IBL2024-KL/10	Energy/TM/Vega	9	42.751	0.460	7	
17	75	Renzo Alibaks	NLD	Alibaks, Renzo	NLD	ITE36331 IBL36331	CRG/TM/Vega	13	42.791	0.500	13	
18	19	Jannik Julius-Bernhart	AUT	Dörr Motorsport	DEU	ITEJK2048 BIF38420	KR/IAME/Vega	10	42.812	0.521	10	
19	18	Robert Kindervater	DEU	ADAC Berlin-Brandenburg e.V. BIREL ART RACING KSW	AUT	ITE24990 IBLBK 102	Birel Art/TM/Vega	10	42.828	0.537	9	
20	15	David Liwinski	POL	Dörr Motorsport	DEU	ITE10012 BIF38420	KR/IAME/Vega	12	42.887	0.596	12	
21	72	Aleks Jutkevicius	LTU	Paske Racing	LTU	ITE2024-ITE/012 IBL2024-KL/05	Righetti Ridolfi/TM/Vega	12	43.195	0.904	12	
22	62	Jelte Bouma	NLD	Hendrik Bouma	NLD	NKA52400 IPL52401	Mach1/TM/VEGA	13	43.395	1.104	13	
23	17	Nico Franke	DEU	ADAC Berlin-Brandenburg e.V. SG Samuelkart	NLD	ITE42574 IBL57205001	CRG/TM/Vega	12	44.396	2.105	12	

Timekeeper
M.Riehmers

Race Director
H.Seidel

These results are provisional until the conclusion of any judicial and technical matters!

Printed: 20.07.2024 / 08:11



INT. ADAC Kartrennen Kerpen

DKM - KZ2

Erftlandring Kerpen 1,110 Km

Free Practice

20.07.2024 08:00

Practice (10:00 Time) started at 8:01:01

Lap	Time of Day	Lap Tm	Diff	S1 Tm	S2 Tm	S3 Tm
(1) Stan Pex						
1	8:02:17.387	56.496	+14.204	18.349	24.731	13.415
2	8:03:04.498	47.111	+4.820	13.793	20.620	12.698
3	8:03:50.613	46.115	+3.824	13.379	20.058	12.678
4	8:04:34.707	44.094	+1.803	12.803	19.510	11.781
5	8:07:25.980	2:51.273	+2:08.982	12.721	19.381	2:19.171
6	8:08:20.556	54.576	+12.285	20.267	21.679	12.630
7	8:09:05.202	44.646	+2.355	13.008	19.760	11.878
8	8:09:48.725	43.523	+1.232	12.627	19.306	11.590
9	8:10:31.016	42.291		12.185	18.798	11.308

(13) Christiaan de Kleijn						
1	8:02:26.884	1:06.341	+23.956	22.204	28.359	15.778
2	8:03:20.991	54.107	+11.721	16.743	23.496	13.868
3	8:04:11.105	50.114	+7.728	14.801	22.228	13.085
4	8:04:58.901	47.796	+5.410	13.873	21.219	12.704
5	8:05:46.313	47.412	+5.026	13.887	20.975	12.550
6	8:06:33.784	47.471	+5.085	13.477	21.854	12.140
7	8:07:19.389	45.605	+3.219	13.374	19.603	12.628
8	8:08:03.531	44.142	+1.756	12.696	19.708	11.738
9	8:08:46.703	43.172	+0.786	12.546	19.111	11.515
10	8:09:30.000	43.297	+0.911	12.291	19.366	11.640
11	8:10:12.699	42.699	+0.313	12.335	18.949	11.415
12	8:10:56.439	43.740	+1.354	12.283	18.877	12.580
13	8:11:38.825	42.386		12.261	18.792	11.333

(12) Lukas Schächer						
1	8:02:18.958	1:01.494	+19.049	21.031	25.819	14.644
2	8:03:06.122	47.164	+4.719	14.528	20.318	12.318
3	8:03:51.901	45.779	+3.334	12.941	19.511	13.327
4	8:06:30.512	2:38.611	+1:56.166	13.237	19.432	2:05.942
5	8:07:25.440	54.928	+12.483	18.525	23.206	13.197
6	8:08:11.854	46.414	+3.969	13.454	20.832	12.128
7	8:08:55.541	43.687	+1.242	12.565	19.430	11.692
8	8:09:38.465	42.924	+0.479	12.326	18.983	11.615
9	8:10:20.910	42.445		12.259	18.778	11.408
10	8:11:04.241	43.331	+0.886	12.248	19.237	11.846

(67) Alexander Schmitz						
1	8:03:52.099	1:07.950	+25.497	25.382	28.359	14.209
2	8:04:44.749	52.660	+10.197	14.972	23.138	14.540
3	8:05:31.595	46.846	+4.393	13.966	20.727	12.153
4	8:06:15.251	43.656	+1.203	12.520	19.491	11.645
5	8:06:58.296	43.045	+0.592	12.310	19.111	11.624
6	8:07:41.451	43.155	+0.702	12.521	19.166	11.468
7	8:08:25.083	43.632	+1.179	12.242	18.943	12.447
8	8:09:10.007	44.924	+2.471	12.546	20.466	11.912
9	8:09:53.571	43.564	+1.111	12.259	19.732	11.573
10	8:10:36.024	42.453		12.226	18.827	11.400
11	8:11:18.552	42.528	+0.075	12.230	18.926	11.372

(41) Maddox Wirtz						
1	8:06:02.885	49.547	+7.025	16.055	21.093	12.399
2	8:06:47.583	44.698	+2.176	12.996	19.847	11.855
3	8:07:30.868	43.285	+0.763	12.538	19.133	11.614
4	8:08:15.673	44.805	+2.283	12.788	19.255	12.762
5	8:09:03.279	47.606	+5.084	12.824	22.361	12.421
6	8:09:46.166	42.887	+0.365	12.409	18.894	11.584
7	8:10:28.688	42.522		12.272	18.892	11.358
8	8:11:11.342	42.654	+0.132	12.245	18.928	11.481

(14) Danilo Albanese						
1	8:04:45.000	1:08.559	+26.035	22.509	29.488	16.562
2	8:05:41.902	56.902	+14.378	17.097	24.404	15.401
3	8:06:36.531	54.629	+12.105	16.647	24.756	13.226
4	8:07:27.174	50.643	+8.119	14.535	22.791	13.317
5	8:08:13.308	46.134	+3.610	13.130	20.845	12.159
6	8:08:56.498	43.190	+0.666	12.491	19.090	11.609
7	8:09:39.611	43.113	+0.589	12.262	18.881	11.980
8	8:10:22.135	42.524		12.294	18.850	11.380
9	8:11:04.797	42.662	+0.138	12.265	18.915	11.482

(11) Jens Treur						
------------------------	--	--	--	--	--	--

1	8:02:33.807	55.482	+12.927	18.113	23.215	14.154
2	8:03:22.432	48.625	+6.070	13.974	21.222	13.429
3	8:04:10.334	47.902	+5.347	14.256	20.990	12.656
4	8:06:40.776	2:30.442	+1:47.887	12.640	19.287	1:58.515
5	8:07:28.356	47.580	+5.025	15.363	20.249	11.968
6	8:08:13.830	45.474	+2.919	12.677	20.427	12.370
7	8:08:57.010	43.180	+0.625	12.395	18.948	11.837
8	8:09:39.862	42.852	+0.297	12.264	18.987	11.601
9	8:10:22.417	42.555		12.293	18.870	11.392
10	8:11:04.983	42.566	+0.011	12.285	18.882	11.399

(6) Markus Kajak						
1	8:02:22.270	1:07.494	+24.917	24.493	27.606	15.395
2	8:03:12.417	50.147	+7.570	15.306	21.817	13.024
3	8:06:19.169	3:06.752	+2:24.175	14.407	21.482	2:30.863
4	8:07:15.051	55.882	+13.305	19.857	23.082	12.943
5	8:08:01.338	46.287	+3.710	14.282	20.225	11.780
6	8:08:44.393	43.055	+0.478	12.432	19.052	11.571
7	8:09:27.274	42.881	+0.304	12.347	19.084	11.450
8	8:10:09.851	42.577		12.250	18.945	11.382
9	8:10:53.308	43.457	+0.880	12.449	19.246	11.762
10	8:11:35.999	42.691	+0.114	12.334	18.982	11.375

(63) Karl Lukaschewsky						
1	8:02:20.028	1:03.043	+20.417	21.190	26.548	15.305
2	8:03:10.382	50.354	+7.728	15.833	21.411	13.110
3	8:06:22.991	3:12.609	+2:29.983	13.546	20.011	2:39.052
4	8:07:17.211	54.220	+11.594	18.336	22.753	13.131
5	8:08:02.774	45.563	+2.937	13.028	20.213	12.322
6	8:08:45.682	42.908	+0.282	12.419	19.005	11.484
7	8:09:29.164	43.482	+0.856	12.855	18.974	11.653
8	8:10:11.790	42.525		12.261	18.919	11.446
9	8:10:55.518	43.728	+1.102	12.199	18.878	12.651
10	8:11:38.194	42.676	+0.050	12.256	18.935	11.485

(5) David Trefilov						
1	8:02:18.990	1:05.310	+22.641	22.773	27.641	14.896
2	8:03:09.186	50.196	+7.527	15.421	21.658	13.117
3	8:06:22.230	3:13.044	+2:30.375	13.560	20.340	2:39.144
4	8:07:16.784	54.554	+11.885	18.564	22.972	13.018
5	8:08:01.998	45.214	+2.545	13.097	20.229	11.888
6	8:08:45.268	43.270	+0.601	12.397	19.308	11.565
7	8:09:27.937	42.669		12.307	18.923	11.439
8	8:10:10.639	42.702	+0.033	12.214	18.916	11.572
9	8:10:54.889	44.250	+1.581	12.326	19.242	12.682
10	8:11:37.606	42.717	+0.048	12.255	18.981	11.481

(71) Kevin Stehouwer						
1	8:02:25.404	1:09.931	+27.245	24.728	29.066	16.137
2	8:03:19.847	54.443	+11.757	16.994	23.549	13.900
3	8:04:08.411	48.564	+5.878	14.765	21.199	12.600
4	8:06:55.215	2:46.804	+2:04.118	13.481	19.611	2:13.712
5	8:07:47.095	51.880	+9.194	16.402	22.283	13.195
6	8:08:32.972	45.877	+3.191	13.621	20.226	12.030
7	8:09:16.560	43.588	+0.902	12.672	19.158	11.758
8	8:09:59.401	42.841	+0.155	12.412	18.959	11.470
9	8:10:42.087	42.686		12.384	18.894	11.408
10	8:11:24.782	42.695	+0.009	12.282	19.005	11.408

(9) André Matisic						
1	8:02:20.258	1:01.537	+18.836	20.934	25.467	15.136
2	8:03:09.295	49.037	+6.336	15.011	21.301	12.725
3	8:03:55.578	46.283	+3.582	13.679	20.321	12.283
4	8:06:24.631	2:29.053	+1:46.352	13.013</		

INT. ADAC Kartrennen Kerpen

DKM - KZ2

Erftlandring Kerpen 1,110 Km

Free Practice

20.07.2024 08:00

Practice (10:00 Time) started at 8:01:01

Lap	Time of Day	Lap Tm	Diff	S1 Tm	S2 Tm	S3 Tm
2	8:08:02.980	45.536	+2.835	13.001	20.277	12.258
3	8:08:46.265	43.285	+0.584	12.600	19.155	11.530
4	8:09:29.322	43.057	+0.356	12.421	19.028	11.608
5	8:10:12.023	42.701		12.321	18.919	11.461
6	8:10:55.606	43.583	+0.882	12.261	18.917	12.415
7	8:11:38.359	42.753	+0.052	12.309	18.943	11.501

Lap	Time of Day	Lap Tm	Diff	S1 Tm	S2 Tm	S3 Tm
6	8:08:12.490	46.311	+3.483	13.153	21.066	12.092
7	8:08:55.764	43.274	+0.446	12.445	19.184	11.645
8	8:09:38.848	43.084	+0.256	12.350	19.230	11.504
9	8:10:21.676	42.828		12.284	19.039	11.505
10	8:11:04.560	42.884	+0.056	12.354	19.073	11.457

(69) Jorrit Pex

1	8:02:19.848	58.452	+15.740	18.662	24.941	14.849
2	8:03:10.509	50.661	+7.949	14.908	21.164	14.589
3	8:06:23.574	3:13.065	+2:30.353	16.545	24.828	2:31.692
4	8:07:19.593	56.019	+13.307	19.539	22.736	13.744
5	8:08:09.695	50.102	+7.390	16.277	21.482	12.343
6	8:08:54.841	45.146	+2.434	12.495	19.899	12.752
7	8:09:37.711	42.870	+0.158	12.358	19.001	11.511
8	8:10:20.423	42.712		12.341	18.888	11.483
9	8:11:06.783	46.360	+3.648	12.341	21.720	12.299

(15) David Liwinski

1	8:02:58.052	1:03.055	+20.168	20.466	26.797	15.792
2	8:03:50.638	52.586	+9.699	15.343	23.633	13.610
3	8:04:41.539	50.901	+8.014	15.238	22.420	13.243
4	8:05:27.569	46.030	+3.143	13.631	20.262	12.137
5	8:06:12.806	45.237	+2.350	13.208	19.956	12.073
6	8:06:56.683	43.877	+0.990	12.726	19.376	11.775
7	8:07:40.083	43.400	+0.513	12.508	19.181	11.711
8	8:08:23.529	43.446	+0.559	12.477	19.328	11.641
9	8:09:06.647	43.118	+0.231	12.359	19.267	11.492
10	8:09:49.579	42.932	+0.045	12.314	19.083	11.535
11	8:10:32.521	42.942	+0.055	12.344	19.071	11.527
12	8:11:15.408	42.887		12.350	19.012	11.525

(46) Gianni Andrisani

1	8:02:19.099	1:02.866	+20.120	22.931	25.361	14.574
2	8:03:05.867	46.768	+4.022	14.743	19.885	12.140
3	8:03:51.695	45.828	+3.082	12.880	19.661	13.287
4	8:04:35.692	43.997	+1.251	12.812	19.418	11.767
5	8:07:21.700	2:46.008	+2:03.262	12.584	19.279	2:14.145
6	8:08:16.495	54.795	+12.049	16.103	25.540	13.152
7	8:09:02.035	45.540	+2.794	13.633	20.134	11.773
8	8:09:45.249	43.214	+0.468	12.451	19.136	11.627
9	8:10:28.063	42.814	+0.068	12.404	18.929	11.481
10	8:11:10.809	42.746		12.359	18.931	11.456

(72) Aleks Jutkevicius

1	8:03:23.005	1:49.219	+1:06.024	18.175	23.020	1:08.024
2	8:04:11.225	48.220	+5.025	15.096	20.672	12.452
3	8:04:56.917	45.692	+2.497	13.973	19.846	11.873
4	8:05:42.002	45.085	+1.890	13.024	19.597	12.464
5	8:06:26.979	44.977	+1.782	13.315	19.756	11.906
6	8:07:15.204	48.225	+5.030	13.710	21.549	12.966
7	8:07:59.135	43.931	+0.736	12.672	19.543	11.716
8	8:08:42.684	43.549	+0.354	12.546	19.471	11.532
9	8:09:26.200	43.516	+0.321	12.503	19.327	11.686
10	8:10:09.538	43.338	+0.143	12.459	19.316	11.563
11	8:10:53.623	44.085	+0.890	12.475	19.575	12.035
12	8:11:36.818	43.195		12.512	19.170	11.513

(10) Lukas Scherbinskas

1	8:06:16.759	1:07.117	+24.366	22.323	27.952	16.842
2	8:06:10.864	54.105	+11.354	16.278	23.736	14.091
3	8:06:57.114	46.250	+3.499	13.953	20.314	11.983
4	8:07:40.826	43.712	+0.961	12.739	19.301	11.672
5	8:08:24.009	43.183	+0.432	12.500	19.032	11.651
6	8:09:07.128	43.119	+0.368	12.360	19.205	11.554
7	8:09:49.879	42.751		12.304	18.972	11.475
8	8:10:32.710	42.831	+0.080	12.348	19.053	11.430
9	8:11:15.811	43.101	+0.350	12.472	19.175	11.454

(62) Jelte Bouma

1	8:02:27.126	1:04.326	+20.931	20.312	28.308	15.706
2	8:03:21.502	54.376	+10.981	16.861	23.361	14.154
3	8:04:11.652	50.150	+6.755	15.593	21.815	12.742
4	8:04:59.441	47.789	+4.394	14.686	20.304	12.799
5	8:05:46.454	47.013	+3.618	13.822	20.685	12.506
6	8:06:34.029	47.575	+4.180	13.619	21.769	12.187
7	8:07:20.132	46.103	+2.708	13.378	19.817	12.908
8	8:08:04.545	44.413	+1.018	12.883	19.443	12.087
9	8:08:48.331	43.786	+0.391	12.657	19.357	11.772
10	8:09:31.877	43.546	+0.151	12.643	19.272	11.631
11	8:10:15.582	43.705	+0.310	12.617	19.412	11.676
12	8:10:59.273	43.691	+0.296	12.625	19.367	11.699
13	8:11:42.668	43.395		12.519	19.266	11.610

(75) Renzo Alibaks

1	8:02:43.806	55.476	+12.685	18.488	23.285	13.703
2	8:03:30.255	46.449	+3.658	14.157	20.044	12.248
3	8:04:15.666	45.411	+2.620	12.866	20.535	12.010
4	8:04:59.751	44.085	+1.294	12.842	19.303	11.940
5	8:05:44.106	44.355	+1.564	13.174	19.565	11.616
6	8:06:29.913	45.807	+3.016	13.675	20.011	12.121
7	8:07:16.901	46.988	+4.197	13.017	20.997	12.974
8	8:08:02.250	45.349	+2.558	13.131	20.229	11.989
9	8:08:45.549	43.299	+0.508	12.397	19.223	11.679
10	8:09:28.533	42.984	+0.193	12.342	19.125	11.517
11	8:10:11.325	42.792	+0.001	12.289	19.033	11.470
12	8:10:55.131	43.806	+1.015	12.385	19.029	12.392
13	8:11:37.922	42.791		12.319	18.978	11.494

(17) Nico Franke

1	8:02:41.156	54.866	+10.470	18.608	22.701	13.557
2	8:03:29.368	48.212	+3.816	14.375	20.621	13.216
3	8:04:17.027	47.659	+3.263	13.396	21.313	12.950
4	8:05:02.048	45.021	+0.625	13.077	19.849	12.095
5	8:05:46.887	44.839	+0.443	12.999	19.603	12.237
6	8:06:34.296	47.409	+3.013	13.462	21.674	12.273
7	8:07:20.325	46.029	+1.633	13.948	19.842	12.239
8	8:08:06.114	45.789	+1.393	14.138	19.683	11.968
9	8:08:50.763	44.649	+0.253	12.921	19.692	12.036
10	8:09:35.288	44.525	+0.129	12.884	19.639	12.002
11	8:10:19.778	44.490	+0.094	13.111	19.441	11.938
12	8:11:04.174	44.396		12.760	19.521	12.115

(19) Jannik Julius-Bernhart

1	8:02:33.928	1:01.024	+18.212	20.614	25.464	14.946
2	8:03:26.269	52.341	+9.529	15.380	23.188	13.773
3	8:04:47.848	1:21.579	+38.767	14.798	22.797	43.984
4	8:05:42.038	54.190	+11.378	15.773	23.107	15.310
5	8:06:29.817	47.779	+4.967	15.577	20.052	12.150
6	8:07:18.085	48.268	+5.456	13.900	21.182	13.186
7	8:08:04.287	46.202	+3.390	13.214	20.667	12.321
8	8:08:47.637	43.350	+0.538	12.483	19.162	11.705
9	8:09:30.622	42.985	+0.173	12.330	19.030	11.625
10	8:10:13.434	42.812		12.322	18.967	11.523

(18) Robert Kindervater

1	8:02:27.751	1:03.351	+20.523	20.439	27.314	15.598
2	8:03:16.213	48.462	+5.634	14.965	21.104	12.393
3	8:04:02.102	45.889	+3.061	13.035	20.569	12.285
4	8:06:31.508	2:29.406	+1:46.578	13.102	19.675	1:56.629
5	8:07:26.179	54.671	+11.843	18.181	23.485	13.005

Orbits





DKM - KZ2

Qualifying Practice

Track length: 1.110 Km
Session Started: 10:24:58
Best Lap by: 6 - Markus Kajak - 42.211


Rank	#	Driver	Nat	Sponsor Entrant	Nat	License E-License	Make	laps	Best Lap	Diff	In Lap	Penalty
1	6	Markus Kajak	EST	Maranello SRP Factory Team	DEU	ITE26214 KBF38275	Maranello/TM/Vega	7	42.211		4	
2	1	Stan Pex	NLD	SP Motorsport	NLD	ITE31772 IBL47253	Kart Republic/TM/Vega	4	42.280	0.069	4	
3	5	David Trefilov	DEU	Maranello SRP Factory Team	DEU	ITE 16049 KBF38275	Maranello/TM /Vega	7	42.340	0.129	4	
4	63	Karl Lukaschewsky	DEU	Maranello SRP Factory Team	DEU	ITE 36974 KBF38275	Maranello/TM/Vega	6	42.375	0.164	4	
5	14	Danilo Albanese	ITA	Dörr Motorsport	DEU	ITE498284 BIF38420	KR/IAME/Vega	5	42.405	0.194	4	
6	69	Jorrit Pex	NLD	SP Motorsport	NLD	ITE27382 IBL47253006	KR/TM/Vega	6	42.445	0.234	4	
7	41	Maddox Wirtz	DEU	VDB Kart Racing	DEU	ITE 39902 KBF42053	Birel Art/TM/Vega	6	42.456	0.245	4	
8	13	Christiaan de Kleijn	NLD	CRG Holland	NLD	ITE44092 IBL15521	CRG/TM/Vega	6	42.461	0.250	5	
9	10	Lukas Scherbinskas	DEU	NSL Racing	LTU	ITE11348 IBL2024-KL/10	Energy/TM/Vega	6	42.491	0.280	5	
10	12	Lukas Schächer	DEU	TB Racing Team	DEU	ITE 28091 KBF38262	KR/TM/Vega	7	42.493	0.282	5	
11	67	Alexander Schmitz	DEU	Alexander Schmitz	DEU	ITE14228 IDC14228	Tony Kart/Vortex/Vega	7	42.544	0.333	4	
12	15	David Liwinski	POL	Dörr Motorsport	DEU	ITE10012 BIF38420	KR/IAME/Vega	6	42.578	0.367	5	
13	11	Jens Treur	NLD	CRG Holland	NLD	ITE44483 IBL15521	CRG/TM/Vega	5	42.584	0.373	5	
14	18	Robert Kindervater	DEU	ADAC Berlin-Brandenburg e.V. BIREL ART RACING KSW	AUT	ITE24990 IBLBK 102	Birel Art/TM/Vega	6	42.597	0.386	5	
15	75	Renzo Alibaks	NLD	Alibaks, Renzo	NLD	ITE36331 IBL36331	CRG/TM/Vega	6	42.601	0.390	5	
16	46	Gianni Andrisani	DEU	TB Racing Team	DEU	ITE13762 KBF38262	KR/TM/Vega	7	42.618	0.407	7	
17	16	Guust Specken	NLD	CRG Holland	NLD	ITE33443 IBL15521	CRG/TM/Vega	6	42.632	0.421	4	
18	9	André Maticic	DEU	Solgat Motorsport	DEU	ITE 34369 KBF42332	Birel Art/TM/Vega	6	42.644	0.433	4	
19	71	Kevin Stehouwer	NLD	Kevin Stehouwer	NLD	ITE43342 IDC43342	Birel Art/TM/Vega	6	42.710	0.499	4	
20	19	Jannik Julius-Bernhart	AUT	Dörr Motorsport	DEU	ITEJK2048 BIF38420	KR/IAME/Vega	6	42.793	0.582	6	
21	72	Aleks Jutkevicius	LTU	Paske Racing	LTU	ITE2024-ITE/012 IBL2024-KL/05	Righetti Ridolfi/TM/Vega	8	42.957	0.746	8	
22	62	Jelte Bouma	NLD	Hendrik Bouma	NLD	NKA52400 IPL52401	Mach1/TM/VEGA	7	43.163	0.952	6	
23	17	Nico Franke	DEU	ADAC Berlin-Brandenburg e.V. SG Samuelkart	NLD	ITE42574 IBL57205001	CRG/TM/Vega	6	43.925	1.714	5	

Timekeeper
M.Riehmers

Race Director
H.Seidel

These results are provisional until the conclusion of any judicial and technical matters!

Printed: 20.07.2024 / 10:35



INT. ADAC Kartrennen Kerpen

DKM - KZ2

Erftlandring Kerpen 1,110 Km

Qualifying Practice

20.07.2024 10:25

Qualifying (6:00 Time) started at 10:24:58

Lap	Time of Day	Lap Tm	Diff	S1 Tm	S2 Tm	S3 Tm
(6) Markus Kajak						
1	10:27:24.049	53.584	+11.373	18.749	22.136	12.699
2	10:28:08.517	44.468	+2.257	12.801	19.640	12.027
3	10:28:50.880	42.363	+0.152	12.206	18.832	11.325
4	10:29:33.091	42.211		12.163	18.748	11.300
5	10:30:15.797	42.706	+0.495	12.353	19.000	11.353
6	10:30:58.114	42.317	+0.106	12.200	18.778	11.339
7	10:31:40.531	42.417	+0.206	12.183	18.883	11.351

(1) Stan Pex						
1	10:28:20.495	54.782	+12.502	20.506	22.167	12.109
2	10:29:03.728	43.233	+0.953	12.424	19.331	11.478
3	10:29:46.012	42.284	+0.004	12.159	18.786	11.339
4	10:30:28.292	42.280		12.162	18.821	11.297

(5) David Trefilov						
1	10:27:23.232	53.594	+11.254	18.649	22.183	12.762
2	10:28:08.005	44.773	+2.433	12.839	20.001	11.933
3	10:28:50.526	42.521	+0.181	12.260	18.933	11.328
4	10:29:32.866	42.340		12.181	18.845	11.314
5	10:30:16.152	43.286	+0.946	12.771	19.131	11.384
6	10:30:58.566	42.414	+0.074	12.212	18.887	11.315
7	10:31:40.958	42.392	+0.052	12.171	18.877	11.344

(63) Karl Lukaschewsky						
1	10:27:24.548	52.885	+10.510	18.448	22.047	12.390
2	10:28:08.967	44.419	+2.044	12.609	19.705	12.105
3	10:28:51.382	42.415	+0.040	12.165	18.895	11.355
4	10:29:33.757	42.375		12.199	18.823	11.353
5	10:30:16.378	42.621	+0.246	12.159	19.038	11.424
6	10:30:58.856	42.478	+0.103	12.170	18.903	11.405

(14) Danilo Albanese						
1	10:28:21.145	54.672	+12.267	20.198	22.337	12.137
2	10:29:04.315	43.170	+0.765	12.524	19.179	11.467
3	10:29:46.823	42.508	+0.103	12.203	18.894	11.411
4	10:30:29.228	42.405		12.202	18.826	11.377
5	10:31:11.815	42.587	+0.182	12.204	18.934	11.449

(69) Jorrit Pex						
1	10:27:35.821	1:00.364	+17.919	20.404	26.192	13.768
2	10:28:22.838	47.017	+4.572	14.925	20.019	12.073
3	10:29:05.502	42.664	+0.219	12.315	18.973	11.376
4	10:29:47.947	42.445		12.197	18.868	11.380
5	10:30:30.611	42.664	+0.219	12.277	18.981	11.406
6	10:31:13.204	42.593	+0.148	12.191	18.916	11.486

(41) Maddox Wirtz						
1	10:27:19.820	47.743	+5.287	15.548	19.936	12.259
2	10:28:03.735	43.915	+1.459	12.656	19.661	11.598
3	10:28:46.527	42.792	+0.336	12.342	18.967	11.483
4	10:29:28.983	42.455		12.288	18.839	11.329
5	10:30:11.569	42.586	+0.130	12.274	18.992	11.320
6	10:30:54.162	42.593	+0.137	12.257	18.977	11.359

(13) Christiaan de Kleijn						
1	10:27:36.257	58.602	+16.141	19.394	26.048	13.160
2	10:28:23.633	47.376	+4.915	15.605	19.966	11.805
3	10:29:06.412	42.779	+0.318	12.403	18.963	11.413
4	10:29:48.907	42.495	+0.034	12.274	18.837	11.384
5	10:30:31.368	42.461		12.267	18.806	11.388
6	10:31:13.834	42.466	+0.005	12.218	18.941	11.307

(10) Lukas Scherbinskas						
1	10:27:37.010	53.369	+10.878	18.319	22.375	12.675
2	10:28:23.975	46.965	+4.474	15.305	19.925	11.735
3	10:29:06.840	42.865	+0.374	12.428	18.989	11.448
4	10:29:49.451	42.611	+0.120	12.317	18.893	11.401
5	10:30:31.942	42.491		12.231	18.887	11.373
6	10:31:14.433	42.491		12.281	18.850	11.360

(12) Lukas Schächer						
1	10:27:22.408	49.671	+7.178	15.762	21.412	12.497

2	10:28:05.964	43.556	+1.063	12.837	19.063	11.656
3	10:28:48.568	42.604	+0.111	12.232	18.944	11.428
4	10:29:31.084	42.516	+0.023	12.210	18.871	11.435
5	10:30:13.577	42.493		12.184	18.911	11.398
6	10:30:56.188	42.611	+0.118	12.230	18.888	11.493
7	10:31:38.777	42.589	+0.096	12.213	18.911	11.465

(67) Alexander Schmitz						
1	10:27:15.896	57.585	+15.041	20.272	23.950	13.363
2	10:28:00.635	44.739	+2.195	13.086	19.767	11.886
3	10:28:43.509	42.874	+0.330	12.328	19.064	11.482
4	10:29:26.053	42.544		12.226	18.844	11.474
5	10:30:08.630	42.577	+0.033	12.184	18.998	11.395
6	10:30:52.482	43.852	+1.308	12.644	19.573	11.635
7	10:31:35.136	42.654	+0.110	12.248	18.973	11.433

(15) David Liwinski						
1	10:27:47.796	56.225	+13.647	19.780	23.971	12.474
2	10:28:32.072	44.276	+1.698	12.864	19.740	11.672
3	10:29:15.055	42.983	+0.405	12.323	19.162	11.498
4	10:29:57.746	42.691	+0.113	12.300	18.971	11.420
5	10:30:40.324	42.578		12.280	18.941	11.357
6	10:31:23.043	42.719	+0.141	12.267	19.014	11.438

(11) Jens Treur						
1	10:27:39.942	53.574	+10.990	19.363	21.925	12.286
2	10:28:25.819	45.877	+3.293	13.902	20.221	11.754
3	10:29:09.209	43.390	+0.806	12.367	19.317	11.706
4	10:29:51.988	42.779	+0.195	12.264	19.017	11.498
5	10:30:34.572	42.584		12.215	18.949	11.420

(18) Robert Kindervater						
1	10:27:41.984	56.525	+13.928	19.718	23.028	13.779
2	10:28:28.174	46.190	+3.593	14.182	20.227	11.781
3	10:29:10.979	42.805	+0.208	12.382	18.979	11.444
4	10:29:53.609	42.630	+0.033	12.269	18.903	11.458
5	10:30:36.206	42.597		12.230	18.996	11.371
6	10:31:18.949	42.743	+0.146	12.301	18.989	11.453

(75) Renzo Alibaks						
1	10:27:49.068	56.594	+13.993	19.578	24.293	12.723
2	10:28:32.995	43.927	+1.326	12.983	19.294	11.650
3	10:29:16.259	43.264	+0.663	12.627	19.124	11.513
4	10:29:58.906	42.647	+0.046	12.267	18.908	11.472
5	10:30:41.507	42.601		12.196	18.951	11.454
6	10:31:24.157	42.650	+0.049	12.229	18.933	11.488

(46) Gianni Andrisani						
1	10:27:17.959	58.935	+16.317	19.830	24.160	14.945
2	10:28:04.983	47.024	+4.406	13.512	21.655	11.857
3	10:28:47.752	42.769	+0.151	12.427	18.949	11.393
4	10:29:30.509	42.757	+0.139	12.271	19.037	11.449
5	10:30:13.239	42.730	+0.112	12.345	18.985	11.400
6	10:30:56.499	43.260	+0.642	13.012	18.885	11.363
7	10:31:39.117	42.618		12.272	18.923	11.423

(16) Guust Specken						
1	10:27:50.031	55.031	+12.399	19.414	22.840	12.777
2	10:28:33.141	43.110	+0.478	12.612	19.071	11.427
3	10:29:15.798	42.657	+0.025	12.260	18.938	11.459
4	10:29:58.430	42.632		12.269	18.926	11.437
5	10:30:41.145	42.715	+0.083	12.309	18.934	11.472
6	10:31:23.909	42.764	+0.132	12.264	19.030	11.470

(9) André Maticic						
1	10:27:26.366	51.941	+9.297	16.903	22.461	12.577
2	10:28:11.462	45.096	+2.452	13.116	20.077	11.903
3	10:28:54.299	42.837	+0.193	12.322	19.009	11.506
4	10:29:36.943	42.644		12.251	18.971	11.422
5	10:30:19.706	42.763	+0.119	12.305	19.010	11.448
6	10:31:02.354	42.648	+0.			

INT. ADAC Kartrennen Kerpen

DKM - KZ2

Erftlandring Kerpen 1,110 Km

Qualifying Practice

20.07.2024 10:25

Qualifying (6:00 Time) started at 10:24:58

Lap	Time of Day	Lap Tm	Diff	S1 Tm	S2 Tm	S3 Tm	Lap	Time of Day	Lap Tm	Diff	S1 Tm	S2 Tm	S3 Tm
2	10:28:26.367	46.034	+3.324	13.857	20.270	11.907							
3	10:29:09.630	43.263	+0.553	12.394	19.027	11.842							
4	10:29:52.340	42.710		12.312	18.925	11.473							
5	10:30:35.119	42.779	+0.069	12.308	18.947	11.524							
6	10:31:17.922	42.803	+0.093	12.211	18.939	11.653							
(19) Jannik Julius-Bernhart													
1	10:27:38.686	55.280	+12.487	19.767	22.590	12.933							
2	10:28:25.195	46.509	+3.716	14.633	20.076	11.800							
3	10:29:08.673	43.478	+0.685	12.422	19.399	11.657							
4	10:29:51.545	42.872	+0.079	12.294	19.035	11.543							
5	10:30:34.394	42.849	+0.056	12.305	19.086	11.458							
6	10:31:17.187	42.793		12.213	19.044	11.536							
(72) Aleks Jutkevicius													
1	10:26:27.584	48.362	+5.406	15.851	20.702	11.809							
2	10:27:16.091	48.507	+5.550	12.819	22.385	13.303							
3	10:28:00.852	44.761	+1.804	13.222	19.739	11.800							
4	10:28:44.150	43.298	+0.341	12.478	19.259	11.561							
5	10:29:27.340	43.190	+0.233	12.394	19.249	11.547							
6	10:30:10.512	43.172	+0.215	12.392	19.264	11.516							
7	10:30:53.581	43.069	+0.112	12.379	19.169	11.521							
8	10:31:36.538	42.957		12.357	19.135	11.465							
(62) Jelte Bouma													
1	10:27:12.231	51.370	+8.207	18.190	21.061	12.119							
2	10:27:56.647	44.416	+1.253	12.939	19.637	11.840							
3	10:28:40.327	43.680	+0.517	12.555	19.436	11.689							
4	10:29:23.682	43.355	+0.192	12.484	19.278	11.593							
5	10:30:07.031	43.349	+0.186	12.521	19.290	11.538							
6	10:30:50.194	43.153		12.475	19.156	11.532							
7	10:31:33.548	43.354	+0.191	12.558	19.210	11.586							
(17) Nico Franke													
1	10:27:26.823	50.665	+6.740	16.681	21.409	12.575							
2	10:28:11.949	45.126	+1.201	13.166	19.900	12.060							
3	10:28:55.978	44.029	+0.104	12.746	19.433	11.850							
4	10:29:40.114	44.136	+0.211	12.884	19.528	11.724							
5	10:30:24.039	43.925		12.852	19.346	11.727							
6	10:31:08.494	44.455	+0.530	12.864	19.725	11.866							



DKM Round 3

Class: DKM - KZ2

Date/Time: 20.07.2024 12:50

Track: Kerpen

Heat: Heat 1

Laps: 13 laps

Edition 1

			18	
			17	
			16	
			15	
			14	
			13	
Nico Franke	17	CRG/TM/Vega	12	
	23			
Aleks Jutkevicius	72	Righetti Ridolfi/TM/Vega	11	Jelte Bouma
	21			62
				22
Kevin Stehouwer	71	Birel Art/TM/Vega	10	Jannik Julius-Bernhart
	19			19
				20
Guust Specken	16	CRG/TM/Vega	9	André Maticic
	17			9
				18
Renzo Alibaks	75	CRG/TM/Vega	8	Gianni Andrisani
	15			46
				16
Jens Treur	11	CRG/TM/Vega	7	Robert Kindervater
	13			18
				14
Alexander Schmitz	67	Kart/Vortex/Vega	6	David Liwinski
	11			15
				12
Lukas Scherbinkas	10	Energy/TM/Vega	5	Lukas Schächer
	9			12
				10
Maddox Wirtz	41	Birel Art/TM/Vega	4	Christiaan de Kleijn
	7			13
				8
Danilo Albanese	14	KR/IAME/Vega	3	Jorrit Pex
	5			69
				6
David Trefilov	5	Maranello/TM/Vega	2	Karl Lukaschewsky
	3			63
				4
Markus Kajak	6	Maranello/TM/Vega	1	Stan Pex
	1			1
				2

Pole Position

printed 20.07.2024 10:39





DKM Round 3

Class: DKM - KZ2

Date/Time: 20.07.2024 16:20

Track: Kerpen

Heat: Heat 2

Laps: 13 laps

Edition 1

			18	
			17	
			16	
			15	
			14	
			13	
Nico Franke	17	CRG/TM/Vega	12	
	23			
Aleks Jutkevicius	72	Righetti Ridolfi/TM/Vega	11	Jelte Bouma
	21			62
				22
Kevin Stehouwer	71	Birel Art/TM/Vega	10	Jannik Julius-Bernhart
	19			19
				20
Guust Specken	16	CRG/TM/Vega	9	André Maticic
	17			9
				18
Renzo Alibaks	75	CRG/TM/Vega	8	Gianni Andrisani
	15			46
				16
Jens Treur	11	CRG/TM/Vega	7	Robert Kindervater
	13			18
				14
Alexander Schmitz	67	Kart/Vortex/Vega	6	David Liwinski
	11			15
				12
Lukas Scherbinkas	10	Energy/TM/Vega	5	Lukas Schächer
	9			12
				10
Maddox Wirtz	41	Birel Art/TM/Vega	4	Christiaan de Kleijn
	7			13
				8
Danilo Albanese	14	KR/IAME/Vega	3	Jorrit Pex
	5			69
				6
David Trefilov	5	Maranello/TM/Vega	2	Karl Lukaschewsky
	3			63
				4
Markus Kajak	6	Maranello/TM/Vega	1	Stan Pex
	1			1
				2

Pole Position

printed 20.07.2024 10:39





DKM - KZ2

Qualifying Heat 1

Track length: 1.110 Km

Race Started: 12:53:25

Best Lap by: 6 - Markus Kajak - 42.875

Rank	#	Driver	Nat	Sponsor Entrant	Nat	License E-License	Make	laps	T. Time Diff	Best Lap	Penalty	Points
1	6	Markus Kajak	EST	Maranello SRP Factory Team	DEU	ITE26214 KBF38275	Maranello/TM/Vega	13	9:23.742	42.875		50
2	1	Stan Pex	NLD	SP Motorsport	NLD	ITE31772 IBL47253	Kart Republic/TM/Vega	13	9:24.708 0.966	42.955		44
3	5	David Trefilov	DEU	Maranello SRP Factory Team	DEU	ITE 16049 KBF38275	Maranello/TM /Vega	13	9:27.071 3.329	42.997		41
4	69	Jorrit Pex	NLD	SP Motorsport	NLD	ITE27382 IBL47253006	KR/TM/Vega	13	9:27.915 4.173	43.103		38
5	13	Christiaan de Kleijn	NLD	CRG Holland	NLD	ITE44092 IBL15521	CRG/TM/Vega	13	9:28.061 4.319	43.054		36
6	14	Daniilo Albanese	ITA	Dörr Motorsport	DEU	ITE498284 BIF38420	KR/IAME/Vega	13	9:28.260 4.518	43.014		34
7	11	Jens Treur	NLD	CRG Holland	NLD	ITE44483 IBL15521	CRG/TM/Vega	13	9:28.460 4.718	43.042		32
8	63	Karl Lukaschewsky	DEU	Maranello SRP Factory Team	DEU	ITE 36974 KBF38275	Maranello/TM/Vega	13	9:29.735 5.993	43.075		30
9	10	Lukas Scherbinskas	DEU	NSL Racing	LTU	ITE11348 IBL2024-KL/10	Energy/TM/Vega	13	9:29.868 6.126	42.926		28
10	12	Lukas Schächer	DEU	TB Racing Team	DEU	ITE 28091 KBF38262	KR/TM/Vega	13	9:30.591 6.849	43.112		27
11	41	Maddox Wirtz	DEU	VDB Kart Racing	DEU	ITE 39902 KBF42053	Birel Art/TM/Vega	13	9:31.253 7.511	43.011		26
12	75	Renzo Alibaks	NLD	Alibaks, Renzo	NLD	ITE36331 IBL36331	CRG/TM/Vega	13	9:31.845 8.103	43.210		25
13	16	Guust Specken	NLD	CRG Holland	NLD	ITE33443 IBL15521	CRG/TM/Vega	13	9:32.026 8.284	43.179		24
14	67	Alexander Schmitz	DEU	Alexander Schmitz	DEU	ITE14228 IDC14228	Tony Kart/Vortex/Vega	13	9:32.257 8.515	43.064		23
15	15	David Liwinski	POL	Dörr Motorsport	DEU	ITE10012 BIF38420	KR/IAME/Vega	13	9:32.472 8.730	42.985		22
16	71	Kevin Stehouwer	NLD	Kevin Stehouwer	NLD	ITE43342 IDC43342	Birel Art/TM/Vega	13	9:32.873 9.131	43.115		21
17	18	Robert Kindervater	DEU	ADAC Berlin-Brandenburg e.V. BIREL ART RACING KSW	AUT	ITE24990 IBLBK 102	Birel Art/TM/Vega	13	9:36.458 12.716	43.133	+ 5 sec	20
18	46	Gianni Andrisani	DEU	TB Racing Team	DEU	ITE13762 KBF38262	KR/TM/Vega	13	9:38.068 14.326	43.120	+ 5 sec	19
19	19	Jannik Julius-Bernhart	AUT	Dörr Motorsport	DEU	ITEJK2048 BIF38420	KR/IAME/Vega	13	9:38.614 14.872	43.155	+ 5 sec	18
20	9	André Matisic	DEU	Solgat Motorsport	DEU	ITE 34369 KBF42332	Birel Art/TM/Vega	13	9:38.780 15.038	43.129	+ 5 sec	17
21	62	Jelte Bouma	NLD	Hendrik Bouma	NLD	NKA52400 IPL52401	Mach1/TM/VEGA	13	9:41.434 17.692	43.349		16
22	17	Nico Franke	DEU	ADAC Berlin-Brandenburg e.V. SG Samuelkart	NLD	ITE42574 IBL57205001	CRG/TM/Vega	13	9:46.506 22.764	43.971		15
23	72	Aleks Jutkevicius	LTU	Paske Racing	LTU	ITE2024-ITE/012 IBL2024-KL/05	Righetti Ridolfi/TM/Vega	1	58.473 12 Laps	50.515	+ 5 sec	14

Announcements

72,9,19,18,46 + 5 sec front fairing


Timekeeper
M.Riehmers

Race Director
H.Seidel

Page 1/1

These results are provisional until the conclusion of any judicial and technical matters!

Printed: 20.07.2024 / 13:24



INT. ADAC Kartrennen Kerpen

DKM - KZ2

Erftlandring Kerpen 1,110 Km

Qualifying Heat 1

20.07.2024 12:50

Race (13 Laps) started at 12:53:25

Lap	Time of Day	Lap Tm	Diff	S1 Tm	S2 Tm	S3 Tm
(6) Markus Kajak						
1	12:54:11.633	45.952	+3.077	14.476	19.605	11.871
2	12:54:55.551	43.918	+1.043	12.652	19.518	11.748
3	12:55:39.076	43.525	+0.650	12.631	19.285	11.609
4	12:56:22.386	43.310	+0.435	12.442	19.292	11.576
5	12:57:05.567	43.181	+0.306	12.479	19.212	11.490
6	12:57:48.604	43.037	+0.162	12.350	19.146	11.541
7	12:58:31.479	42.875		12.328	19.076	11.471
8	12:59:14.354	42.875		12.369	19.065	11.441
9	12:59:57.342	42.988	+0.113	12.371	19.164	11.453
10	13:00:40.273	42.931	+0.056	12.311	19.086	11.534
11	13:01:23.335	43.062	+0.187	12.415	19.130	11.517
12	13:02:06.327	42.992	+0.117	12.397	19.037	11.558
13	13:02:49.284	42.957	+0.082	12.389	19.055	11.513

Lap	Time of Day	Lap Tm	Diff	S1 Tm	S2 Tm	S3 Tm
(1) Stan Pex						
1	12:54:11.195	45.653	+2.698	14.439	19.487	11.727
2	12:54:54.967	43.772	+0.817	12.513	19.528	11.731
3	12:55:38.393	43.426	+0.471	12.526	19.289	11.611
4	12:56:21.764	43.371	+0.416	12.420	19.299	11.652
5	12:57:04.870	43.106	+0.151	12.420	19.160	11.526
6	12:57:48.043	43.173	+0.218	12.391	19.287	11.495
7	12:58:30.998	42.955		12.378	19.099	11.478
8	12:59:14.077	43.079	+0.124	12.385	19.230	11.464
9	12:59:57.100	43.023	+0.068	12.368	19.152	11.503
10	13:00:40.133	43.033	+0.078	12.382	19.151	11.500
11	13:01:23.814	43.681	+0.726	12.748	19.491	11.442
12	13:02:07.244	43.430	+0.475	12.587	19.259	11.584
13	13:02:50.250	43.006	+0.051	12.341	19.116	11.549

Lap	Time of Day	Lap Tm	Diff	S1 Tm	S2 Tm	S3 Tm
(5) David Trefilov						
1	12:54:12.938	46.869	+3.872	14.781	20.155	11.933
2	12:54:56.906	43.968	+0.971	12.600	19.621	11.747
3	12:55:40.477	43.571	+0.574	12.544	19.424	11.603
4	12:56:23.836	43.359	+0.362	12.449	19.262	11.648
5	12:57:07.102	43.266	+0.269	12.430	19.203	11.633
6	12:57:50.695	43.593	+0.596	12.808	19.223	11.562
7	12:58:33.920	43.225	+0.228	12.376	19.292	11.557
8	12:59:17.141	43.221	+0.224	12.423	19.143	11.655
9	13:00:00.254	43.113	+0.116	12.395	19.184	11.534
10	13:00:43.327	43.073	+0.076	12.379	19.186	11.508
11	13:01:26.478	43.151	+0.154	12.407	19.140	11.604
12	13:02:09.475	42.997		12.388	19.131	11.478
13	13:02:52.613	43.138	+0.141	12.504	19.115	11.519

Lap	Time of Day	Lap Tm	Diff	S1 Tm	S2 Tm	S3 Tm
(69) Jorrit Pex						
1	12:54:12.487	46.201	+3.098	14.478	19.823	11.900
2	12:54:56.490	44.003	+0.900	12.700	19.511	11.792
3	12:55:40.133	43.643	+0.540	12.582	19.359	11.702
4	12:56:23.580	43.447	+0.344	12.468	19.321	11.658
5	12:57:06.964	43.384	+0.281	12.427	19.266	11.691
6	12:57:50.402	43.438	+0.335	12.468	19.337	11.633
7	12:58:33.730	43.328	+0.225	12.423	19.256	11.649
8	12:59:17.010	43.280	+0.177	12.443	19.243	11.594
9	13:00:00.725	43.715	+0.612	12.829	19.302	11.584
10	13:00:43.828	43.103		12.381	19.158	11.564
11	13:01:27.031	43.203	+0.100	12.371	19.236	11.596
12	13:02:10.163	43.132	+0.029	12.405	19.174	11.553
13	13:02:53.457	43.294	+0.191	12.429	19.231	11.634

Lap	Time of Day	Lap Tm	Diff	S1 Tm	S2 Tm	S3 Tm
(13) Christiaan de Kleijn						
1	12:54:13.564	46.886	+3.832	14.550	20.442	11.894
2	12:54:57.539	43.975	+0.921	12.640	19.598	11.737
3	12:55:41.103	43.564	+0.510	12.548	19.355	11.661
4	12:56:24.604	43.501	+0.447	12.597	19.277	11.627
5	12:57:08.335	43.731	+0.677	12.976	19.185	11.570
6	12:57:51.430	43.095	+0.041	12.398	19.162	11.535
7	12:58:34.607	43.177	+0.123	12.377	19.206	11.594
8	12:59:17.661	43.054		12.398	19.151	11.505
9	13:00:01.128	43.467	+0.413	12.494	19.359	11.614
10	13:00:44.235	43.107	+0.053	12.496	19.112	11.499
11	13:01:27.311	43.076	+0.022	12.481	19.072	11.523
12	13:02:10.375	43.064	+0.010	12.387	19.127	11.550

Lap	Time of Day	Lap Tm	Diff	S1 Tm	S2 Tm	S3 Tm
(14) Danilo Albanese						
13	13:02:53.603	43.228	+0.174	12.390	19.139	11.699
1	12:54:13.336	46.936	+3.922	14.527	20.381	12.028
2	12:54:57.305	43.969	+0.955	12.662	19.543	11.764
3	12:55:40.971	43.666	+0.652	12.531	19.400	11.735
4	12:56:24.459	43.488	+0.474	12.542	19.250	11.696
5	12:57:07.889	43.430	+0.416	12.543	19.216	11.671
6	12:57:51.090	43.201	+0.187	12.446	19.142	11.613
7	12:58:34.280	43.190	+0.176	12.337	19.288	11.565
8	12:59:17.374	43.094	+0.080	12.398	19.106	11.590
9	13:00:00.966	43.592	+0.578	12.574	19.329	11.689
10	13:00:44.068	43.102	+0.088	12.435	19.107	11.560
11	13:01:27.689	43.621	+0.607	12.760	19.243	11.618
12	13:02:10.788	43.099	+0.085	12.419	19.113	11.567
13	13:02:53.802	43.014		12.302	19.145	11.567

Lap	Time of Day	Lap Tm	Diff	S1 Tm	S2 Tm	S3 Tm
(11) Jens Treur						
1	12:54:14.410	47.072	+4.030	14.432	20.706	11.934
2	12:54:58.238	43.828	+0.786	12.656	19.455	11.717
3	12:55:41.714	43.476	+0.434	12.546	19.323	11.607
4	12:56:25.546	43.832	+0.790	12.724	19.509	11.599
5	12:57:08.939	43.393	+0.351	12.499	19.293	11.601
6	12:57:51.998	43.059	+0.017	12.389	19.099	11.571
7	12:58:35.066	43.068	+0.026	12.444	19.071	11.553
8	12:59:18.177	43.111	+0.069	12.395	19.162	11.554
9	13:00:01.313	43.136	+0.094	12.397	19.172	11.567
10	13:00:44.591	43.278	+0.236	12.539	19.202	11.537
11	13:01:27.880	43.289	+0.247	12.417	19.313	11.559
12	13:02:10.960	43.080	+0.038	12.421	19.128	11.531
13	13:02:54.002	43.042		12.359	19.152	11.531

Lap	Time of Day	Lap Tm	Diff	S1 Tm	S2 Tm	S3 Tm
(63) Karl Lukaschewsky						
1	12:54:13.816	47.739	+4.664	14.999	20.780	11.960
2	12:54:57.773	43.957	+0.882	12.624	19.455	11.878
3	12:55:41.271	43.498	+0.423	12.490	19.349	11.659
4	12:56:24.844	43.573	+0.498	12.770	19.219	11.584
5	12:57:08.598	43.754	+0.679	12.878	19.291	11.585
6	12:57:51.774	43.176	+0.101	12.401	19.237	11.538
7	12:58:34.849	43.075		12.355	19.138	11.582
8	12:59:17.996	43.147	+0.072	12.444	19.151	11.552
9	13:00:01.789	43.793	+0.718	12.984	19.253	11.556
10	13:00:45.297	43.508	+0.433	12.643	19.329	11.536
11	13:01:28.398	43.101	+0.026	12.461	19.086	11.554
12	13:02:11.668	43.270	+0.195	12.435	19.256	11.579
13	13:02:55.277	43.609	+0.534	12.772	19.267	11.570

Lap	Time of Day	Lap Tm	Diff	S1 Tm	S2 Tm	S3 Tm
(10) Lukas Scherbinkas						
1	12:54:14.253	47.425	+4.499	14.771	20.637	12.017
2	12:54:58.103	43.850	+0.924	12.591	19.465	11.794
3	12:55:41.962	43.859	+0.933	12.836	19.404	11.619
4	12:56:25.734	43.772	+0.846	12.647	19.501	11.624
5	12:57:09.139	43.405	+0.479	12.481	19.385	11.539
6	12:57:52.287	43.148	+0.222	12.543	19.114	11.491
7	12:58:35.305	43.018	+0.092	12.373	19.159	11.486
8	12:59:18.345	43.040	+0.114	12.411	19.090	11.539
9	13:00:01.454	43.109	+0.183	12.453	19.161	11.495
10	13:00:45.658	44.204	+1.278	13.450	19.187	11.567
11	13:01:28.867	43.209	+0.283	12.594	19.178	11.437
12	13:02:11.793	42.926		12.326	19.063	11.537
13	13:02:55.410	43.617	+0.691	12.622	19.401	11.594

Lap	Time of Day	Lap Tm	Diff	S1 Tm	S2 Tm	S3 Tm
(12) Lukas Schächer						
1	12:54:14.611	47.783	+4.671	14.711	21.137	11.935
2	12:54:58.925	44.314	+1.202	12.899	19.589	11.826
3	12:55:42.742	43.817	+0.705	12.719	19.338	11.760
4	12:56:26.158	43.416 </				

INT. ADAC Kartrennen Kerpen

DKM - KZ2

Erftlandring Kerpen 1,110 Km

Qualifying Heat 1

20.07.2024 12:50

Race (13 Laps) started at 12:53:25

Lap	Time of Day	Lap Tm	Diff	S1 Tm	S2 Tm	S3 Tm
12	13:02:12.770	43.213	+0.101	12.427	19.196	11.590
13	13:02:56.133	43.363	+0.251	12.412	19.236	11.715

Lap	Time of Day	Lap Tm	Diff	S1 Tm	S2 Tm	S3 Tm
11	13:01:30.789	43.473	+0.488	12.433	19.460	11.580
12	13:02:14.088	43.299	+0.314	12.388	19.278	11.633
13	13:02:58.014	43.926	+0.941	12.640	19.738	11.548

(41) Maddox Wirtz

1	12:54:13.985	47.353	+4.342	14.855	20.558	11.940
2	12:54:57.927	43.942	+0.931	12.656	19.524	11.762
3	12:55:41.500	43.573	+0.562	12.578	19.383	11.612
4	12:56:25.351	43.851	+0.840	12.784	19.384	11.683
5	12:57:08.765	43.414	+0.403	12.509	19.346	11.559
6	12:57:52.598	43.833	+0.822	13.065	19.230	11.538
7	12:58:35.656	43.058	+0.047	12.415	19.134	11.509
8	12:59:18.667	43.011		12.427	19.078	11.506
9	13:00:01.949	43.282	+0.271	12.441	19.268	11.573
10	13:00:45.668	43.619	+0.608	12.497	19.351	11.671
11	13:01:29.733	44.165	+1.154	13.248	19.232	11.685
12	13:02:12.964	43.221	+0.210	12.459	19.108	11.654
13	13:02:56.795	43.841	+0.830	12.884	19.406	11.551

(71) Kevin Stehouwer

1	12:54:16.263	48.238	+5.123	14.696	21.498	12.044
2	12:55:00.798	44.535	+1.420	12.810	19.941	11.784
3	12:55:44.911	44.113	+0.998	12.633	19.784	11.696
4	12:56:28.387	43.476	+0.361	12.478	19.377	11.621
5	12:57:11.916	43.529	+0.414	12.662	19.251	11.616
6	12:57:55.135	43.219	+0.104	12.386	19.251	11.582
7	12:58:38.250	43.115		12.365	19.204	11.546
8	12:59:21.433	43.183	+0.068	12.412	19.270	11.501
9	13:00:04.655	43.222	+0.107	12.440	19.198	11.584
10	13:00:47.885	43.230	+0.115	12.380	19.277	11.573
11	13:01:31.122	43.237	+0.122	12.402	19.236	11.599
12	13:02:14.363	43.241	+0.126	12.389	19.242	11.610
13	13:02:58.415	44.052	+0.937	12.748	19.691	11.613

(75) Renzo Alibaks

1	12:54:15.454	48.004	+4.794	14.667	21.243	12.094
2	12:54:59.730	44.276	+1.066	12.928	19.561	11.787
3	12:55:43.288	43.558	+0.348	12.532	19.357	11.669
4	12:56:26.669	43.381	+0.171	12.502	19.288	11.591
5	12:57:10.087	43.418	+0.208	12.435	19.313	11.670
6	12:57:53.331	43.244	+0.034	12.408	19.211	11.625
7	12:58:36.645	43.314	+0.104	12.377	19.354	11.583
8	12:59:19.914	43.269	+0.059	12.483	19.183	11.603
9	13:00:03.124	43.210		12.398	19.242	11.570
10	13:00:46.430	43.306	+0.096	12.445	19.245	11.616
11	13:01:30.157	43.727	+0.517	12.691	19.343	11.693
12	13:02:13.462	43.305	+0.095	12.469	19.257	11.579
13	13:02:57.387	43.925	+0.715	12.603	19.722	11.600

(18) Robert Kindervater

1	12:54:14.838	47.604	+4.471	14.455	21.190	11.959
2	12:54:59.090	44.252	+1.119	12.807	19.545	11.900
3	12:55:42.973	43.883	+0.750	12.729	19.398	11.756
4	12:56:26.369	43.396	+0.263	12.464	19.340	11.592
5	12:57:09.715	43.346	+0.213	12.395	19.365	11.586
6	12:57:53.074	43.359	+0.226	12.414	19.362	11.583
7	12:58:36.207	43.133		12.374	19.204	11.555
8	12:59:19.418	43.211	+0.078	12.414	19.253	11.544
9	13:00:02.689	43.271	+0.138	12.586	19.161	11.524
10	13:00:46.216	43.527	+0.394	12.456	19.459	11.612
11	13:01:29.898	43.682	+0.549	12.781	19.288	11.613
12	13:02:13.122	43.224	+0.091	12.453	19.226	11.545
13	13:02:57.000	43.878	+0.745	12.828	19.467	11.583

(16) Guust Specken

1	12:54:15.698	48.146	+4.967	14.349	21.668	12.129
2	12:55:00.150	44.452	+1.273	12.892	19.810	11.750
3	12:55:44.038	43.888	+0.709	12.729	19.470	11.689
4	12:56:27.390	43.352	+0.173	12.470	19.298	11.584
5	12:57:10.784	43.394	+0.215	12.576	19.212	11.606
6	12:57:54.040	43.256	+0.077	12.442	19.267	11.547
7	12:58:37.219	43.179		12.368	19.244	11.567
8	12:59:20.509	43.290	+0.111	12.422	19.252	11.616
9	13:00:03.721	43.212	+0.033	12.425	19.234	11.553
10	13:00:46.917	43.196	+0.017	12.422	19.218	11.556
11	13:01:30.365	43.448	+0.269	12.564	19.291	11.593
12	13:02:13.668	43.303	+0.124	12.464	19.232	11.607
13	13:02:57.568	43.900	+0.721	12.551	19.694	11.655

(46) Gianni Andrisani

1	12:54:16.022	48.617	+5.497	15.116	21.438	12.063
2	12:55:00.549	44.527	+1.407	12.908	19.847	11.772
3	12:55:44.713	44.164	+1.044	12.762	19.725	11.677
4	12:56:28.292	43.579	+0.459	12.516	19.321	11.742
5	12:57:12.303	44.011	+0.891	13.001	19.346	11.664
6	12:57:55.423	43.120		12.435	19.214	11.471
7	12:58:38.562	43.139	+0.019	12.413	19.193	11.533
8	12:59:21.757	43.195	+0.075	12.472	19.162	11.561
9	13:00:04.920	43.163	+0.043	12.450	19.186	11.527
10	13:00:48.108	43.188	+0.068	12.468	19.126	11.594
11	13:01:31.361	43.253	+0.133	12.461	19.225	11.567
12	13:02:14.498	43.137	+0.017	12.409	19.166	11.562
13	13:02:58.610	44.112	+0.992	12.696	19.698	11.718

(67) Alexander Schmitz

1	12:54:15.298	48.237	+5.173	15.212	20.967	12.058
2	12:55:00.013	44.715	+1.661	13.176	19.743	11.796
3	12:55:44.228	44.215	+1.151	13.028	19.524	11.663
4	12:56:27.558	43.330	+0.266	12.436	19.273	11.621
5	12:57:11.257	43.699	+0.635	12.960	19.189	11.550
6	12:57:54.321	43.064		12.351	19.163	11.550
7	12:58:37.459	43.138	+0.074	12.365	19.178	11.595
8	12:59:20.863	43.404	+0.340	12.393	19.509	11.502
9	13:00:03.956	43.093	+0.029	12.352	19.181	11.560
10	13:00:47.137	43.181	+0.117	12.356	19.267	11.558
11	13:01:30.601	43.464	+0.400	12.507	19.390	11.567
12	13:02:13.927	43.326	+0.262	12.402	19.249	11.571
13	13:02:57.799	43.872	+0.808	12.655	19.593	11.624

(19) Jannik Julius-Bernhart

1	12:54:16.590	48.690	+5.535	14.840	21.756	12.094
2	12:55:01.117	44.527	+1.372	12.860	19.797	11.870
3	12:55:45.228	44.111	+0.956	12.634	19.748	11.729
4	12:56:28.877	43.649	+0.494	12.477	19.391	11.781
5	12:57:12.617	43.740	+0.585	12.583	19.421	11.736
6	12:57:55.999	43.382	+0.227	12.467	19.282	11.633
7	12:58:39.387	43.388	+0.233	12.416	19.346	11.626
8	12:59:22.655	43.268	+0.113	12.412	19.241	11.615
9	13:00:05.880	43.225	+0.070	12.397	19.203	11.625
10	13:00:49.035	43.155		12.351	19.195	11.609
11	13:01:32.340	43.305	+0.150	12.386	19.248	11.671
12	13:02:15.599	43.259	+0.104	12.379	19.249	11.631
13	13:02:59.156	43.557	+0.402	12.423	19.426	11.708

(15) David Liwinski

1	12:54:15.923	48.719	+5.734	15.178	21.378	12.163
2	12:55:00.421	44.498	+1.513	12.833	19.877	11.788
3	12:55:44.546	44.125	+1.140	12.725	19.723	11.677
4	12:56:27.943	43.397	+0.412	12.414	19.330	11.653
5	12:57:11.542	43.599	+0.614	12.712	19.282	11.605
6	12:57:54.716	43.174	+0.189	12.329	19.292	11.553
7	12:58:37.701	42.985		12.305	19.148	11.532
8	12:59:21.085	43.384	+0.399	12.372	19.478	11.534
9	13:00:04.154	43.069	+0.084	12.331	19.207	11.531
10	13:00:47.316	43.162	+0.177	12.372	19.227	11.563

(9) André Matisic

1	12:54:17.021	49.286	+6.157	15.185	22.017	12.084
2	12:55:01.326	44.305	+1.176	12.752	19.737	11.816
3	12:55:45.525	44.199	+1.070	12.584	19.749	11.866
4	12:56:29.106	43.581	+0.452	12.480	19.422	11.679
5	12:57:12.853	43.747	+0.618	12.498	19.550	11.699
6	12:57:56.165	43.312	+0.183	12.409	19.281	11.622
7	12:58:39.555	43.390	+0.261	12.405	19.337	11.648
8	12:59:22.860	43.305	+0.17			

INT. ADAC Kartrennen Kerpen

DKM - KZ2

Erftlandring Kerpen 1,110 Km

Qualifying Heat 1

20.07.2024 12:50

Race (13 Laps) started at 12:53:25

Lap	Time of Day	Lap Tm	Diff	S1 Tm	S2 Tm	S3 Tm	Lap	Time of Day	Lap Tm	Diff	S1 Tm	S2 Tm	S3 Tm
10	13:00:49.325	43.245	+0.116	12.390	19.192	11.663							
11	13:01:32.693	43.368	+0.239	12.427	19.302	11.639							
12	13:02:15.822	43.129		12.385	19.192	11.552							
13	13:02:59.322	43.500	+0.371	12.393	19.398	11.709							

(62) Jelte Bouma

1	12:54:20.021	51.044	+7.695	14.128	24.634	12.282
2	12:55:04.937	44.916	+1.567	12.867	20.135	11.914
3	12:55:49.160	44.223	+0.874	12.803	19.585	11.835
4	12:56:32.829	43.669	+0.320	12.606	19.405	11.658
5	12:57:17.202	44.373	+1.024	12.966	19.533	11.874
6	12:58:01.441	44.239	+0.890	12.932	19.599	11.708
7	12:58:45.158	43.717	+0.368	12.606	19.406	11.705
8	12:59:28.749	43.591	+0.242	12.588	19.459	11.544
9	13:00:12.289	43.540	+0.191	12.530	19.393	11.617
10	13:00:55.638	43.349		12.499	19.289	11.561
11	13:01:39.457	43.819	+0.470	12.778	19.420	11.621
12	13:02:23.353	43.896	+0.547	12.809	19.470	11.617
13	13:03:06.976	43.623	+0.274	12.574	19.455	11.594

(17) Nico Franke

1	12:54:17.757	49.112	+5.141	14.442	22.399	12.271
2	12:55:02.927	45.170	+1.199	13.284	19.813	12.073
3	12:55:47.960	45.033	+1.062	13.071	19.966	11.996
4	12:56:32.424	44.464	+0.493	12.875	19.664	11.925
5	12:57:16.954	44.530	+0.559	13.115	19.558	11.857
6	12:58:01.779	44.825	+0.854	13.268	19.732	11.825
7	12:58:45.750	43.971		12.731	19.502	11.738
8	12:59:30.169	44.419	+0.448	12.816	19.556	12.047
9	13:00:14.554	44.385	+0.414	12.909	19.549	11.927
10	13:00:58.857	44.303	+0.332	12.837	19.539	11.927
11	13:01:43.368	44.511	+0.540	12.764	19.883	11.864
12	13:02:27.823	44.455	+0.484	12.868	19.568	12.019
13	13:03:12.048	44.225	+0.254	12.813	19.559	11.853

(72) Aleks Jutkevicius

1	12:54:19.015	50.515		14.449	23.724	12.342
---	--------------	---------------	--	--------	---------------	---------------

INT. ADAC Kartrennen Kerpen

Lapchart

DKM - KZ2

Erftlandring Kerpen 1,110 Km

Qualifying Heat 1

20.07.2024 12:50

Race (13 Laps) started at 12:53:25

Competitors	Laps													
	0	1	2	3	4	5	6	7	8	9	10	11	12	13
Stan Pex (1)	1	1	1	1	1	1	1	1	1	1	1	6	6	6
Markus Kajak (6)	2	6	6	6	6	6	6	6	6	6	6	1	1	1
David Trefilov (5)	3	5	69	69	69	69	69	69	69	5	5	5	5	5
Karl Lukaschewsky (63)	4	63	5	5	5	5	5	5	5	69	69	69	69	69
Jorrit Pex (69)	5	69	14	14	14	14	14	14	14	14	14	13	13	13
Daniilo Albanese (14)	6	14	13	13	13	13	13	13	13	13	13	14	14	14
Maddox Wirtz (41)	7	41	63	63	63	63	63	63	63	11	11	11	11	11
Christiaan de Kleijn (13)	8	13	41	41	41	41	11	11	11	10	63	63	63	63
Lukas Schächer (12)	9	12	10	10	11	11	11	10	10	10	63	41	10	10
Lukas Scherbinskaskas (10)	10	10	11	11	10	10	10	41	41	41	41	10	12	12
Alexander Schmitz (67)	11	67	12	12	12	12	12	12	12	12	12	41	41	41
David Liwinski (15)	12	15	18	18	18	18	18	18	18	18	18	18	18	18
Robert Kindervater (18)	13	18	67	75	75	75	75	75	75	75	75	75	75	75
Jens Treur (11)	14	11	75	67	16	16	16	16	16	16	16	16	16	16
Gianni Andrisani (46)	15	46	16	16	67	67	67	67	67	67	67	67	67	67
Renzo Alibaks (75)	16	75	15	15	15	15	15	15	15	15	15	15	15	15
Guust Specken (16)	17	16	46	46	46	46	71	71	71	71	71	71	71	71
André Matisic (9)	18	9	71	71	71	71	46	46	46	46	46	46	46	46
Jannik Julius-Bernhart (19)	19	19	19	19	19	19	19	19	19	19	19	19	19	19
Kevin Stehouwer (71)	20	71	9	9	9	9	9	9	9	9	9	9	9	9
Aleks Jutkevicius (72)	21	72	17	17	17	17	62	62	62	62	62	62	62	62
Nico Franke (17)	22	17	72	62	62	62	62	17	17	17	17	17	17	17
Jelte Bouma (62)	23	62	62											



DKM - KZ2

Qualifying Heat 1 Rev 2

Track length: 1.110 Km

Race Started: 12:53:25

Best Lap by: 6 - Markus Kajak - 42.875


Rank	#	Driver	Nat	Sponsor Entrant	Nat	License E-License	Make	laps	T. Time Diff	Best Lap	Penalty	Points
1	0	6 Markus Kajak	EST	Maranello SRP Factory Team	DEU	ITE26214 KBF38275	Maranello/TM/Vega	13	9:23.742	42.875		50
2	0	1 Stan Pex	NLD	SP Motorsport	NLD	ITE31772 IBL47253	Kart Republic/TM/Vega	13	9:24.708 0.966	42.955		44
3	0	5 David Trefilov	DEU	Maranello SRP Factory Team	DEU	ITE 16049 KBF38275	Maranello/TM /Vega	13	9:27.071 3.329	42.997		41
4	2	69 Jorrit Pex	NLD	SP Motorsport	NLD	ITE27382 IBL47253006	KR/TM/Vega	13	9:27.915 4.173	43.103		38
5	3	13 Christiaan de Kleijn	NLD	CRG Holland	NLD	ITE44092 IBL15521	CRG/TM/Vega	13	9:28.061 4.319	43.054		36
6	7	11 Jens Treur	NLD	CRG Holland	NLD	ITE44483 IBL15521	CRG/TM/Vega	13	9:28.460 4.718	43.042		34
7	-3	63 Karl Lukaszewsky	DEU	Maranello SRP Factory Team	DEU	ITE 36974 KBF38275	Maranello/TM/Vega	13	9:29.735 5.993	43.075		32
8	1	10 Lukas Scherbinskas	DEU	NSL Racing	LTU	ITE11348 IBL2024-KL/10	Energy/TM/Vega	13	9:29.868 6.126	42.926		30
9	1	12 Lukas Schächer	DEU	TB Racing Team	DEU	ITE 28091 KBF38262	KR/TM/Vega	13	9:30.591 6.849	43.112		28
10	-3	41 Maddox Wirtz	DEU	VDB Kart Racing	DEU	ITE 39902 KBF42053	Birel Art/TM/Vega	13	9:31.253 7.511	43.011		27
11	4	75 Renzo Alibaks	NLD	Alibaks, Renzo	NLD	ITE36331 IBL36331	CRG/TM/Vega	13	9:31.845 8.103	43.210		26
12	5	16 Guust Specken	NLD	CRG Holland	NLD	ITE33443 IBL15521	CRG/TM/Vega	13	9:32.026 8.284	43.179		25
13	-2	67 Alexander Schmitz	DEU	Alexander Schmitz	DEU	ITE14228 IDC14228	Tony Kart/Vortex/Vega	13	9:32.257 8.515	43.064		24
14	-2	15 David Liwinski	POL	Dörr Motorsport	DEU	ITE10012 BIF38420	KR/IAME/Vega	13	9:32.472 8.730	42.985		23
15	4	71 Kevin Stehouwer	NLD	Kevin Stehouwer	NLD	ITE43342 IDC43342	Birel Art/TM/Vega	13	9:32.873 9.131	43.115		22
16	-11	14 Danilo Albanese	ITA	Dörr Motorsport	DEU	ITE498284 BIF38420	KR/IAME/Vega	13	9:33.260 9.518	43.014	+ 5 sec	21
17	-3	18 Robert Kindervater	DEU	ADAC Berlin-Brandenburg e.V. BIREL ART RACING KSW	AUT	ITE24990 IBLBK 102	Birel Art/TM/Vega	13	9:36.458 12.716	43.133	+ 5 sec	20
18	-2	46 Gianni Andrisani	DEU	TB Racing Team	DEU	ITE13762 KBF38262	KR/TM/Vega	13	9:38.068 14.326	43.120	+ 5 sec	19
19	1	19 Jannik Julius-Bernhart	AUT	Dörr Motorsport	DEU	ITEJK2048 BIF38420	KR/IAME/Vega	13	9:38.614 14.872	43.155	+ 5 sec	18
20	-2	9 André Matisic	DEU	Solgat Motorsport	DEU	ITE 34369 KBF42332	Birel Art/TM/Vega	13	9:38.780 15.038	43.129	+ 5 sec	17
21	1	62 Jelte Bouma	NLD	Hendrik Bouma	NLD	NKA52400 IPL52401	Mach1/TM/VEGA	13	9:41.434 17.692	43.349		16
22	1	17 Nico Franke	DEU	ADAC Berlin-Brandenburg e.V. SG Samuelkart	NLD	ITE42574 IBL57205001	CRG/TM/Vega	13	9:46.506 22.764	43.971		15
23	-2	72 Aleks Jutkevicius	LTU	Paske Racing	LTU	ITE2024-ITE/012 IBL2024-KL/05	Righetti Ridolfi/TM/Vega	1	58.473 12 Laps	50.515	+ 5 sec	14

Announcements

72,9,19,18,46,14 + 5 sec front fairing

Timekeeper
M.Riehmers

Race Director
H.Seidel





DKM - KZ2

Qualifying Heat 2

Track length: 1.110 Km

Race Started: 16:23:17

Best Lap by: 6 - Markus Kajak - 42.439


Rank	#	Driver	Nat	Sponsor Entrant	Nat	License E-License	Make	laps	T. Time Diff	Best Lap	Penalty	Points
1	0	6 Markus Kajak	EST	Maranello SRP Factory Team	DEU	ITE26214 KBF38275	Maranello/TM/Vega	13	9:22.126	42.439		50
2	0	1 Stan Pex	NLD	SP Motorsport	NLD	ITE31772 IBL47253	Kart Republic/TM/Vega	13	9:23.413 1.287	42.626		44
3	0	5 David Trefilov	DEU	Maranello SRP Factory Team	DEU	ITE 16049 KBF38275	Maranello/TM /Vega	13	9:23.557 1.431	42.448		41
4	4	13 Christiaan de Kleijn	NLD	CRG Holland	NLD	ITE44092 IBL15521	CRG/TM/Vega	13	9:24.320 2.194	42.555		38
5	0	14 Danilo Albanese	ITA	Dörr Motorsport	DEU	ITE498284 BIF38420	KR/IAME/Vega	13	9:28.096 5.970	42.824		36
6	7	11 Jens Treur	NLD	CRG Holland	NLD	ITE44483 IBL15521	CRG/TM/Vega	13	9:28.262 6.136	42.613		34
7	-3	63 Karl Lukeschewsky	DEU	Maranello SRP Factory Team	DEU	ITE 36974 KBF38275	Maranello/TM/Vega	13	9:28.528 6.402	42.870		32
8	-2	69 Jorrit Pex	NLD	SP Motorsport	NLD	ITE27382 IBL47253006	KR/TM/Vega	13	9:28.795 6.669	42.811		30
9	1	12 Lukas Schächer	DEU	TB Racing Team	DEU	ITE 28091 KBF38262	KR/TM/Vega	13	9:29.183 7.057	42.817		28
10	7	16 Guust Specken	NLD	CRG Holland	NLD	ITE33443 IBL15521	CRG/TM/Vega	13	9:29.971 7.845	42.908		27
11	-2	10 Lukas Scherbinskas	DEU	NSL Racing	LTU	ITE11348 IBL2024-KL/10	Energy/TM/Vega	13	9:31.998 9.872	42.729		26
12	3	75 Renzo Alibaks	NLD	Alibaks, Renzo	NLD	ITE36331 IBL36331	CRG/TM/Vega	13	9:33.928 11.802	43.211		25
13	3	46 Gianni Andrisani	DEU	TB Racing Team	DEU	ITE13762 KBF38262	KR/TM/Vega	13	9:34.115 11.989	42.981		24
14	-3	67 Alexander Schmitz	DEU	Alexander Schmitz	DEU	ITE14228 IDC14228	Tony Kart/Vortex/Vega	13	9:34.352 12.226	42.930		23
15	-3	15 David Liwinski	POL	Dörr Motorsport	DEU	ITE10012 BIF38420	KR/IAME/Vega	13	9:34.454 12.328	42.829	+ 5 sec	22
16	3	71 Kevin Stehouwer	NLD	Kevin Stehouwer	NLD	ITE43342 IDC43342	Birel Art/TM/Vega	13	9:34.498 12.372	42.951		21
17	-10	41 Maddox Wirtz	DEU	VDB Kart Racing	DEU	ITE 39902 KBF42053	Birel Art/TM/Vega	13	9:34.686 12.560	43.016		20
18	4	62 Jelte Bouma	NLD	Hendrik Bouma	NLD	NKA52400 IPL52401	Mach1/TM/VEGA	13	9:35.524 13.398	43.169		19
19	2	72 Aleks Jutkevicius	LTU	Paske Racing	LTU	ITE2024-ITE/012 IBL2024-KL/05	Righetti Ridolfi/TM/Vega	13	9:38.070 15.944	43.178		18
20	-6	18 Robert Kindervater	DEU	ADAC Berlin-Brandenburg e.V. BIREL ART RACING KSW	AUT	ITE24990 IBLBK 102	Birel Art/TM/Vega	13	9:38.720 16.594	42.710		17
21	-3	9 André Maticic	DEU	Solgat Motorsport	DEU	ITE 34369 KBF42332	Birel Art/TM/Vega	13	9:39.895 17.769	42.928	+ 5 sec	16
22	-2	19 Jannik Julius-Bernhart	AUT	Dörr Motorsport	DEU	ITEJK2048 BIF38420	KR/IAME/Vega	13	9:41.203 19.077	42.992	+ 5 sec	15
23	0	17 Nico Franke	DEU	ADAC Berlin-Brandenburg e.V. SG Samuelkart	NLD	ITE42574 IBL57205001	CRG/TM/Vega	0	3.266 13 Laps			14

Announcements

9,19,15 + 5 sec front fairing

Timekeeper
M.Riehmers

Race Director
H.Seidel



INT. ADAC Kartrennen Kerpen

DKM - KZ2

Erftlandring Kerpen 1,110 Km

Qualifying Heat 2

20.07.2024 16:20

Race (13 Laps) started at 16:23:17

Lap	Time of Day	Lap Tm	Diff	S1 Tm	S2 Tm	S3 Tm
(6) Markus Kajak						
1	16:24:03.818	42.941	+0.502	11.050	19.974	11.917
2	16:24:48.127	44.309	+1.870	13.000	19.552	11.757
3	16:25:31.739	43.612	+1.173	12.644	19.361	11.607
4	16:26:14.979	43.240	+0.801	12.488	19.274	11.478
5	16:26:58.016	43.037	+0.598	12.370	19.179	11.488
6	16:27:40.909	42.893	+0.454	12.402	19.080	11.411
7	16:28:23.715	42.806	+0.367	12.383	18.985	11.438
8	16:29:06.396	42.681	+0.242	12.319	18.939	11.423
9	16:29:49.284	42.888	+0.449	12.540	18.927	11.421
10	16:30:31.858	42.574	+0.135	12.276	18.925	11.373
11	16:31:14.297	42.439		12.237	18.874	11.328
12	16:31:56.756	42.459	+0.020	12.245	18.863	
13	16:32:39.399	42.643	+0.204	12.245	18.944	11.454

Lap	Time of Day	Lap Tm	Diff	S1 Tm	S2 Tm	S3 Tm
(1) Stan Pex						
1	16:24:03.513	46.240	+3.614	14.492	19.860	11.888
2	16:24:47.641	44.128	+1.502	12.803	19.581	11.744
3	16:25:31.144	43.503	+0.877	12.558	19.353	11.592
4	16:26:14.572	43.428	+0.802	12.516	19.350	11.562
5	16:26:57.566	42.994	+0.368	12.398	19.105	11.491
6	16:27:40.386	42.820	+0.194	12.344	19.033	11.443
7	16:28:23.300	42.914	+0.288	12.434	19.042	11.438
8	16:29:06.271	42.971	+0.345	12.375	19.045	11.554
9	16:29:49.683	43.412	+0.786	12.942	19.022	11.445
10	16:30:32.345	42.662	+0.036	12.279	18.966	11.417
11	16:31:14.971	42.626		12.290	18.949	11.387
12	16:31:57.813	42.842	+0.216	12.376	19.011	11.455
13	16:32:40.686	42.873	+0.247	12.314	19.031	11.528

Lap	Time of Day	Lap Tm	Diff	S1 Tm	S2 Tm	S3 Tm
(5) David Trefilov						
1	16:24:04.407	46.704	+4.256	14.861	19.794	12.049
2	16:24:49.096	44.689	+2.241	12.991	19.863	11.835
3	16:25:33.095	43.999	+1.551	12.607	19.505	11.887
4	16:26:16.691	43.596	+1.148	12.586	19.425	11.585
5	16:26:59.726	43.035	+0.587	12.405	19.156	11.474
6	16:27:42.421	42.695	+0.247	12.307	19.025	11.363
7	16:28:25.118	42.697	+0.249	12.263	19.031	11.403
8	16:29:07.680	42.562	+0.114	12.251	18.936	11.375
9	16:29:50.272	42.592	+0.144	12.261	18.895	11.436
10	16:30:32.720	42.448		12.223	18.897	11.328
11	16:31:15.201	42.481	+0.033	12.187	18.882	
12	16:31:58.024	42.823	+0.375	12.264	18.981	11.578
13	16:32:40.830	42.806	+0.358	12.310	18.899	11.597

Lap	Time of Day	Lap Tm	Diff	S1 Tm	S2 Tm	S3 Tm
(13) Christiaan de Kleijn						
1	16:24:04.716	46.460	+3.905	14.543	19.958	11.959
2	16:24:49.495	44.779	+2.224	12.942	19.904	11.933
3	16:25:33.258	43.763	+1.208	12.703	19.422	11.638
4	16:26:16.889	43.631	+1.076	12.718	19.287	11.626
5	16:27:00.084	43.195	+0.640	12.475	19.160	11.560
6	16:27:42.915	42.831	+0.276	12.358	19.027	11.446
7	16:28:25.725	42.810	+0.255	12.396	18.987	11.427
8	16:29:08.499	42.774	+0.219	12.366	18.968	11.440
9	16:29:51.208	42.709	+0.154	12.304	18.953	11.452
10	16:30:33.802	42.594	+0.039	12.298	18.927	11.369
11	16:31:16.475	42.673	+0.118	12.334	18.925	11.414
12	16:31:59.030	42.555		12.301	18.905	11.349
13	16:32:41.593	42.563	+0.008	12.263	18.929	11.371

Lap	Time of Day	Lap Tm	Diff	S1 Tm	S2 Tm	S3 Tm
(14) Danilo Albanese						
1	16:24:05.435	47.484	+4.660	15.036	20.386	12.062
2	16:24:50.065	44.630	+1.806	12.810	19.747	12.073
3	16:25:33.983	43.918	+1.094	12.731	19.492	11.695
4	16:26:17.507	43.524	+0.700	12.586	19.328	11.610
5	16:27:01.044	43.537	+0.713	12.619	19.290	11.628
6	16:27:44.137	43.093	+0.269	12.453	19.149	11.491
7	16:28:27.301	43.164	+0.340	12.419	19.210	11.535
8	16:29:10.310	43.009	+0.185	12.420	19.082	11.507
9	16:29:53.389	43.079	+0.255	12.435	19.067	11.577
10	16:30:36.411	43.022	+0.198	12.396	19.148	11.478
11	16:31:19.235	42.824		12.303	19.064	11.457
12	16:32:02.237	43.002	+0.178	12.454	18.989	11.559

Lap	Time of Day	Lap Tm	Diff	S1 Tm	S2 Tm	S3 Tm
(11) Jens Teur						
13	16:32:45.369	43.132	+0.308	12.429	19.104	11.599
1	16:24:06.403	47.485	+4.872	14.555	20.661	12.269
2	16:24:51.121	44.718	+2.105	13.109	19.662	11.947
3	16:25:35.461	44.340	+1.727	13.273	19.383	11.684
4	16:26:18.803	43.342	+0.729	12.499	19.247	11.596
5	16:27:02.053	43.250	+0.637	12.490	19.175	11.585
6	16:27:45.005	42.952	+0.339	12.416	19.075	11.461
7	16:28:27.880	42.875	+0.262	12.367	18.971	11.537
8	16:29:10.867	42.987	+0.374	12.387	19.096	11.504
9	16:29:53.729	42.862	+0.249	12.393	18.959	11.510
10	16:30:36.781	43.052	+0.439	12.502	19.100	11.450
11	16:31:19.394	42.613		12.257	18.960	11.396
12	16:32:02.433	43.039	+0.426	12.471	19.016	11.552
13	16:32:45.535	43.102	+0.489	12.509	19.045	11.548

Lap	Time of Day	Lap Tm	Diff	S1 Tm	S2 Tm	S3 Tm
(63) Karl Lukaschewsky						
1	16:24:04.268	46.618	+3.748	14.684	19.955	11.979
2	16:24:50.349	46.081	+3.211	13.053	20.775	12.253
3	16:25:34.281	43.932	+1.062	12.761	19.366	11.805
4	16:26:17.869	43.588	+0.718	12.706	19.252	11.630
5	16:27:01.275	43.406	+0.536	12.665	19.156	11.585
6	16:27:44.362	43.087	+0.217	12.423	19.071	11.593
7	16:28:27.458	43.096	+0.226	12.365	19.179	11.552
8	16:29:10.515	43.057	+0.187	12.448	19.081	11.528
9	16:29:53.517	43.002	+0.132	12.495	18.992	11.515
10	16:30:36.647	43.130	+0.260	12.559	19.056	11.515
11	16:31:19.802	43.155	+0.285	12.738	18.946	11.471
12	16:32:02.672	42.870		12.398	18.907	11.565
13	16:32:45.801	43.129	+0.259	12.552	18.972	11.605

Lap	Time of Day	Lap Tm	Diff	S1 Tm	S2 Tm	S3 Tm
(69) Jorrit Pex						
1	16:24:05.672	47.724	+4.913	15.151	20.477	12.096
2	16:24:50.531	44.859	+2.048	12.909	19.715	12.235
3	16:25:34.549	44.018	+1.207	12.809	19.448	11.761
4	16:26:18.067	43.518	+0.707	12.551	19.345	11.622
5	16:27:01.473	43.406	+0.595	12.583	19.300	11.523
6	16:27:44.561	43.088	+0.277	12.437	19.143	11.508
7	16:28:27.678	43.117	+0.306	12.394	19.135	11.588
8	16:29:10.755	43.077	+0.266	12.391	19.159	11.527
9	16:29:54.321	43.566	+0.755	12.900	19.190	11.476
10	16:30:37.132	42.811		12.354	19.026	11.431
11	16:31:20.014	42.882	+0.071	12.339	19.061	11.482
12	16:32:02.997	42.983	+0.172	12.356	19.076	11.551
13	16:32:46.068	43.071	+0.260	12.439	19.054	11.578

Lap	Time of Day	Lap Tm	Diff	S1 Tm	S2 Tm	S3 Tm
(12) Lukas Schächer						
1	16:24:06.034	47.620	+4.803	14.810	20.607	12.203
2	16:24:50.758	44.724	+1.907	12.887	19.615	12.222
3	16:25:34.816	44.058	+1.241	12.971	19.367	11.720
4	16:26:18.357	43.541	+0.724	12.496	19.352	11.693
5	16:27:01.869	43.512	+0.695	12.710	19.155	11.647
6	16:27:45.265	43.396	+0.579	12.780	19.086	11.530
7	16:28:28.215	42.950	+0.133	12.317	19.063	11.570
8	16:29:11.088	42.873	+0.056	12.336	19.043	11.494
9	16:29:54.615	43.527	+0.710	12.647	19.199	11.681
10	16:30:37.826	43.211	+0.394	12.697	19.024	11.490
11	16:31:20.643	42.817		12.362	18.958	11.497
12	16:32:03.528	42.885	+0.068	12.303	19.020	11.562
13	16:32:46.456	42.928	+0.111	12.363	19.008	11.557

Lap	Time of Day	Lap Tm	Diff	S1 Tm	S2 Tm	S3 Tm
(15) David Liwinski						
1	16:24:06.226	47.491	+4.662	14.651	20.636	12.204
2	16:24:50.946	44.720	+1.891	13.061	19.649	12.010
3	1					

INT. ADAC Kartrennen Kerpen

DKM - KZ2

Erftlandring Kerpen 1,110 Km

Qualifying Heat 2

20.07.2024 16:20

Race (13 Laps) started at 16:23:17

Lap	Time of Day	Lap Tm	Diff	S1 Tm	S2 Tm	S3 Tm
12	16:32:03.863	42.839	+0.010	12.336	19.008	11.495
13	16:32:46.727	42.864	+0.035	12.414	19.005	11.445

(16) Guust Specken

1	16:24:06.926	47.706	+4.798	14.684	21.002	12.020
2	16:24:51.775	44.849	+1.941	13.356	19.623	11.870
3	16:25:35.668	43.893	+0.985	12.786	19.413	11.694
4	16:26:19.034	43.366	+0.458	12.519	19.279	11.568
5	16:27:02.473	43.439	+0.531	12.545	19.257	11.637
6	16:27:45.895	43.422	+0.514	12.618	19.227	11.577
7	16:28:29.056	43.161	+0.253	12.359	19.232	11.570
8	16:29:12.054	42.998	+0.090	12.394	19.084	11.520
9	16:29:55.051	42.997	+0.089	12.419	19.099	11.479
10	16:30:38.292	43.241	+0.333	12.640	19.135	11.466
11	16:31:21.282	42.990	+0.082	12.342	19.121	11.527
12	16:32:04.336	43.054	+0.146	12.419	19.164	11.471
13	16:32:47.244	42.908		12.389	19.057	11.462

(10) Lukas Scherbinkas

1	16:24:07.651	49.183	+6.454	15.001	21.777	12.405
2	16:24:51.934	44.283	+1.554	12.872	19.597	11.814
3	16:25:37.316	45.382	+2.653	14.332	19.370	11.680
4	16:26:20.665	43.349	+0.620	12.562	19.219	11.568
5	16:27:04.119	43.454	+0.725	12.614	19.187	11.653
6	16:27:47.646	43.527	+0.798	12.586	19.281	11.660
7	16:28:31.314	43.668	+0.939	12.618	19.303	11.747
8	16:29:14.303	42.989	+0.260	12.496	19.034	11.459
9	16:29:57.032	42.729		12.321	18.929	11.479
10	16:30:40.503	43.471	+0.742	12.801	19.143	11.527
11	16:31:23.712	43.209	+0.480	12.720	19.025	11.464
12	16:32:06.466	42.754	+0.025	12.290	18.979	11.485
13	16:32:49.271	42.805	+0.076	12.371	18.951	11.483

(75) Renzo Alibaks

1	16:24:07.876	48.815	+5.604	15.042	21.394	12.379
2	16:24:52.487	44.612	+1.401	12.885	19.838	11.889
3	16:25:36.423	43.936	+0.725	12.753	19.475	11.708
4	16:26:20.129	43.706	+0.495	12.569	19.444	11.693
5	16:27:03.882	43.763	+0.542	12.454	19.518	11.781
6	16:27:47.259	43.377	+0.166	12.476	19.306	11.595
7	16:28:30.470	43.211		12.441	19.202	11.568
8	16:29:13.701	43.231	+0.020	12.457	19.196	11.578
9	16:29:56.961	43.260	+0.049	12.430	19.205	11.625
10	16:30:40.401	43.440	+0.229	12.680	19.210	11.550
11	16:31:24.475	44.074	+0.863	13.002	19.451	11.621
12	16:32:07.918	43.443	+0.232	12.469	19.259	11.715
13	16:32:51.201	43.283	+0.072	12.601	19.136	11.546

(46) Gianni Andrisani

1	16:24:08.499	49.453	+6.472	15.094	21.799	12.560
2	16:24:52.918	44.419	+1.438	12.943	19.639	11.837
3	16:25:36.721	43.803	+0.822	12.845	19.319	11.639
4	16:26:20.262	43.541	+0.560	12.556	19.300	11.685
5	16:27:03.966	43.704	+0.723	12.483	19.435	11.786
6	16:27:47.442	43.476	+0.495	12.647	19.203	11.626
7	16:28:31.172	43.730	+0.749	12.706	19.348	11.676
8	16:29:14.791	43.619	+0.638	12.927	19.148	11.544
9	16:29:57.933	43.142	+0.161	12.565	19.022	11.555
10	16:30:40.914	42.981		12.487	19.002	11.492
11	16:31:24.555	43.641	+0.660	12.570	19.570	11.501
12	16:32:07.990	43.435	+0.454	12.586	19.142	11.707
13	16:32:51.388	43.398	+0.417	12.729	19.083	11.586

(67) Alexander Schmitz

1	16:24:08.226	49.497	+6.567	15.180	21.882	12.435
2	16:24:52.583	44.357	+1.427	12.902	19.659	11.796
3	16:25:38.430	45.847	+2.917	14.119	20.021	11.707
4	16:26:21.872	43.442	+0.512	12.550	19.246	11.646
5	16:27:05.862	43.990	+1.060	12.910	19.512	11.568
6	16:27:48.855	42.993	+0.063	12.364	19.141	11.488
7	16:28:32.110	43.255	+0.325	12.544	19.233	11.478
8	16:29:15.224	43.114	+0.184	12.502	19.164	11.448
9	16:29:58.371	43.147	+0.217	12.559	19.056	11.532
10	16:30:41.301	42.930		12.484	19.019	11.427

Lap	Time of Day	Lap Tm	Diff	S1 Tm	S2 Tm	S3 Tm
11	16:31:24.863	43.562	+0.632	12.350	19.656	11.556
12	16:32:08.216	43.353	+0.423	12.475	19.073	11.805
13	16:32:51.625	43.409	+0.479	12.724	19.106	11.579

(71) Kevin Stehouwer

1	16:24:08.698	49.109	+6.158	14.727	21.846	12.536
2	16:24:53.157	44.459	+1.508	12.961	19.658	11.840
3	16:25:38.249	45.092	+2.141	13.452	19.869	11.771
4	16:26:21.732	43.483	+0.532	12.558	19.316	11.609
5	16:27:05.189	43.457	+0.506	12.703	19.208	11.546
6	16:27:48.421	43.232	+0.281	12.418	19.103	11.711
7	16:28:31.723	43.302	+0.351	12.646	19.110	11.546
8	16:29:14.948	43.225	+0.274	12.521	19.206	11.498
9	16:29:58.216	43.268	+0.317	12.611	19.101	11.556
10	16:30:41.167	42.951		12.419	19.062	11.470
11	16:31:25.040	43.873	+0.922	12.786	19.452	11.635
12	16:32:08.333	43.293	+0.342	12.537	19.059	11.697
13	16:32:51.771	43.438	+0.487	12.824	19.061	11.553

(41) Maddox Wirtz

1	16:24:06.605	48.325	+5.309	15.016	21.172	12.137
2	16:24:51.591	44.986	+1.970	13.547	19.568	11.871
3	16:25:37.956	46.365	+3.349	14.951	19.686	11.728
4	16:26:21.606	43.650	+0.634	12.724	19.319	11.607
5	16:27:05.352	43.746	+0.730	13.006	19.107	11.633
6	16:27:48.503	43.151	+0.135	12.598	19.094	11.459
7	16:28:31.923	43.420	+0.404	12.694	19.191	11.535
8	16:29:15.089	43.166	+0.150	12.437	19.165	11.564
9	16:29:58.521	43.432	+0.416	12.768	19.168	11.496
10	16:30:41.537	43.016		12.414	19.140	11.462
11	16:31:25.223	43.686	+0.670	12.728	19.264	11.694
12	16:32:08.701	43.478	+0.462	12.833	19.181	11.464
13	16:32:51.959	43.258	+0.242	12.720	19.047	11.491

(9) André Matisic

1	16:24:08.881	49.470	+6.542	15.060	21.999	12.411
2	16:24:53.985	45.104	+2.176	13.122	19.962	12.020
3	16:25:38.718	44.793	+1.805	12.916	19.989	11.828
4	16:26:22.332	43.614	+0.686	12.528	19.385	11.701
5	16:27:06.110	43.778	+0.850	12.553	19.512	11.713
6	16:27:49.370	43.260	+0.332	12.372	19.275	11.613
7	16:28:32.298	42.928		12.380	19.097	11.451
8	16:29:15.669	43.371	+0.443	12.399	19.501	11.471
9	16:29:59.261	43.592	+0.664	12.416	19.667	11.509
10	16:30:42.204	42.943	+0.015	12.358	19.091	11.494
11	16:31:25.417	43.213	+0.285	12.355	19.114	11.744
12	16:32:08.893	43.476	+0.548	12.732	19.161	11.583
13	16:32:52.168	43.275	+0.347	12.695	19.093	11.487

(62) Jelte Bouma

1	16:24:09.094	48.748	+5.579	14.344	21.978	12.426
2	16:24:54.812	45.718	+2.549	13.705	20.056	11.957
3	16:25:39.183	44.371	+1.202	12.948	19.646	11.777
4	16:26:22.896	43.713	+0.544	12.662	19.417	11.634
5	16:27:06.431	43.535	+0.366	12.639	19.254	11.642
6	16:27:49.791	43.360	+0.191	12.524	19.288	11.548
7	16:28:33.023	43.232	+0.063	12.548	19.178	11.506
8	16:29:16.359	43.336	+0.167	12.455	19.363	11.518
9	16:29:59.672	43.313	+0.144	12.523	19.292	11.498
10	16:30:42.961	43.289	+0.120	12.405	19.362	11.522
11	16:31:26.225	43.264	+0.095	12.484	19.254	11.526
12	16:32:09.628	43.403	+0.234	12.751	19.135	11.517
13	16:32:52.797	43.169		12.507	19.149	11.513

(19) Jannik Julius-Bernhart

1	16:24:09.259	49.655	+6.663	14.983	22.330	12.342
2	16:24:55.191	45.932	+2.940	13.632	20.184	12.116
3	16:25:39.601	44.410	+1.418	12.789	19.691	11.930
4	16:26:23.456	43.855				

INT. ADAC Kartrennen Kerpen

DKM - KZ2

Erftlandring Kerpen 1,110 Km

Qualifying Heat 2

20.07.2024 16:20

Race (13 Laps) started at 16:23:17

Lap	Time of Day	Lap Tm	Diff	S1 Tm	S2 Tm	S3 Tm	Lap	Time of Day	Lap Tm	Diff	S1 Tm	S2 Tm	S3 Tm
10	16:30:44.016	43.315	+0.323	12.487	19.247	11.581							
11	16:31:27.008	42.992		12.343	19.139	11.510							
12	16:32:10.109	43.101	+0.109	12.341	19.138	11.622							
13	16:32:53.476	43.367	+0.375	12.479	19.208	11.680							

(72) Aleks Jutkevicius

1	16:24:09.523	49.185	+6.007	14.771	22.240	12.174
2	16:24:55.370	45.847	+2.669	13.579	20.266	12.002
3	16:25:39.977	44.607	+1.429	12.851	19.824	11.932
4	16:26:23.917	43.940	+0.762	12.648	19.532	11.760
5	16:27:07.704	43.787	+0.609	12.645	19.407	11.735
6	16:27:51.210	43.506	+0.328	12.517	19.343	11.646
7	16:28:34.569	43.359	+0.181	12.471	19.303	11.585
8	16:29:17.812	43.243	+0.065	12.428	19.193	11.622
9	16:30:00.990	43.173		12.386	19.245	11.547
10	16:30:44.269	43.279	+0.101	12.396	19.347	11.536
11	16:31:28.740	44.471	+1.293	12.476	20.274	11.721
12	16:32:12.080	43.340	+0.162	12.478	19.360	11.502
13	16:32:55.343	43.263	+0.085	12.399	19.248	11.616

(18) Robert Kindervater

1	16:24:06.812	47.873	+5.163	14.820	20.934	12.119
2	16:24:51.438	44.626	+1.916	13.156	19.622	11.848
3	16:25:46.160	54.722	+12.012	23.201	19.739	11.782
4	16:26:29.622	43.462	+0.752	12.606	19.282	11.574
5	16:27:12.805	43.183	+0.473	12.476	19.156	11.551
6	16:27:55.776	42.971	+0.261	12.432	19.063	11.476
7	16:28:38.673	42.897	+0.187	12.395	19.022	11.480
8	16:29:21.465	42.792	+0.082	12.314	19.055	11.423
9	16:30:04.369	42.904	+0.194	12.314	19.103	11.487
10	16:30:47.433	43.064	+0.354	12.427	19.090	11.547
11	16:31:30.353	42.920	+0.210	12.361	19.103	11.456
12	16:32:13.063	42.710		12.277	19.024	11.409
13	16:32:55.993	42.930	+0.220	12.396	19.070	11.464

INT. ADAC Kartrennen Kerpen

Lapchart

DKM - KZ2

Erftlandring Kerpen 1,110 Km

Qualifying Heat 2

20.07.2024 16:20

Race (13 Laps) started at 16:23:17

Competitors	Laps													
	0	1	2	3	4	5	6	7	8	9	10	11	12	13
Stan Pex (1)	1	1	1	1	1	1	1	1	1	6	6	6	6	6
Karl Lukaschewsky (63)	2	63	6	6	6	6	6	6	6	6	1	1	1	1
David Trefilov (5)	3	5	63	5	5	5	5	5	5	5	5	5	5	5
Jorrit Pex (69)	4	69	5	13	13	13	13	13	13	13	13	13	13	13
Danilo Albanese (14)	5	14	13	14	14	14	14	14	14	14	14	14	14	14
Christiaan de Kleijn (13)	6	13	14	63	63	63	63	63	63	63	63	63	11	11
Maddox Wirtz (41)	7	41	69	69	69	69	69	69	69	11	11	63	63	63
Lukas Schächer (12)	8	12	12	12	12	12	11	11	11	69	69	69	69	69
Lukas Scherbinkas (10)	9	10	15	15	15	15	11	12	12	12	12	12	12	12
Alexander Schmitz (67)	10	67	11	11	11	11	15	15	15	15	15	15	15	15
David Liwinski (15)	11	15	41	18	16	16	16	16	16	16	16	16	16	16
Jens Treur (11)	12	11	18	41	75	75	75	75	75	75	75	10	10	10
Robert Kindervater (18)	13	18	16	16	46	46	46	46	46	10	10	10	75	75
Gianni Andrisani (46)	14	46	10	10	10	10	10	10	10	46	46	46	46	46
Renzo Alibaks (75)	15	75	75	75	41	41	71	71	71	71	71	71	67	67
Guust Specken (16)	16	16	67	67	71	71	41	41	41	41	67	67	71	71
André Matisic (9)	17	9	46	46	67	67	67	67	67	41	41	41	41	41
Kevin Stehouwer (71)	18	71	71	71	9	9	9	9	9	9	9	9	9	9
Jannik Julius-Bernhart (19)	19	19	9	9	62	62	62	62	62	62	62	62	62	62
Aleks Jutkevicius (72)	20	72	62	62	19	19	19	19	19	19	19	19	19	19
Jelte Bouma (62)	21	62	19	19	72	72	72	72	72	72	72	72	72	72
Nico Franke (17)	22	17	72	72	18	18	18	18	18	18	18	18	18	18
Markus Kajak (6)	23	6												



DKM - KZ2

Qualifying Heat 2 Rev 2

Track length: 1.110 Km

Race Started: 16:23:17

Best Lap by: 6 - Markus Kajak - 42.439

Rank	#	Driver	Nat	Sponsor Entrant	Nat	License E-License	Make	laps	T. Time Diff	Best Lap	Penalty	Points
1	0	6 Markus Kajak	EST	Maranello SRP Factory Team	DEU	ITE26214 KBF38275	Maranello/TM/Vega	13	9:22.126	42.439		50
2	0	1 Stan Pex	NLD	SP Motorsport	NLD	ITE31772 IBL47253	Kart Republic/TM/Vega	13	9:23.413 1.287	42.626		44
3	5	13 Christiaan de Kleijn	NLD	CRG Holland	NLD	ITE44092 IBL15521	CRG/TM/Vega	13	9:24.320 2.194	42.555		41
4	1	14 Danilo Albanese	ITA	Dörr Motorsport	DEU	ITE498284 BIF38420	KR/IAME/Vega	13	9:28.096 5.970	42.824		38
5	8	11 Jens Treur	NLD	CRG Holland	NLD	ITE44483 IBL15521	CRG/TM/Vega	13	9:28.262 6.136	42.613		36
6	-2	63 Karl Lukaszewsky	DEU	Maranello SRP Factory Team	DEU	ITE 36974 KBF38275	Maranello/TM/Vega	13	9:28.528 6.402	42.870		34
7	-1	69 Jorrit Pex	NLD	SP Motorsport	NLD	ITE27382 IBL47253006	KR/TM/Vega	13	9:28.795 6.669	42.811		32
8	2	12 Lukas Schächer	DEU	TB Racing Team	DEU	ITE 28091 KBF38262	KR/TM/Vega	13	9:29.183 7.057	42.817		30
9	8	16 Guust Specken	NLD	CRG Holland	NLD	ITE33443 IBL15521	CRG/TM/Vega	13	9:29.971 7.845	42.908		28
10	-1	10 Lukas Scherbinskas	DEU	NSL Racing	LTU	ITE 11348 IBL2024-KL/10	Energy/TM/Vega	13	9:31.998 9.872	42.729		27
11	4	75 Renzo Alibaks	NLD	Alibaks, Renzo	NLD	ITE36331 IBL36331	CRG/TM/Vega	13	9:33.928 11.802	43.211		26
12	4	46 Gianni Andrisani	DEU	TB Racing Team	DEU	ITE 13762 KBF38262	KR/TM/Vega	13	9:34.115 11.989	42.981		25
13	-2	67 Alexander Schmitz	DEU	Alexander Schmitz	DEU	ITE14228 IDC14228	Tony Kart/Vortex/Vega	13	9:34.352 12.226	42.930		24
14	-2	15 David Liwinski	POL	Dörr Motorsport	DEU	ITE10012 BIF38420	KR/IAME/Vega	13	9:34.454 12.328	42.829	+ 5 sec	23
15	4	71 Kevin Stehouwer	NLD	Kevin Stehouwer	NLD	ITE43342 IDC43342	Birel Art/TM/Vega	13	9:34.498 12.372	42.951		22
16	-9	41 Maddox Wirtz	DEU	VDB Kart Racing	DEU	ITE 39902 KBF42053	Birel Art/TM/Vega	13	9:34.686 12.560	43.016		21
17	5	62 Jelte Bouma	NLD	Hendrik Bouma	NLD	NKA52400 IPL52401	Mach1/TM/VEGA	13	9:35.524 13.398	43.169		20
18	3	72 Aleks Jutkevicius	LTU	Paske Racing	LTU	ITE2024-ITE/012 IBL2024-KL/05	Righetti Ridolfi/TM/Vega	13	9:38.070 15.944	43.178		19
19	-5	18 Robert Kindervater	DEU	ADAC Berlin-Brandenburg e.V. BIREL ART RACING KSW	AUT	ITE24990 IBLBK 102	Birel Art/TM/Vega	13	9:38.720 16.594	42.710		18
20	-2	9 André Matisic	DEU	Solgat Motorsport	DEU	ITE 34369 KBF42332	Birel Art/TM/Vega	13	9:39.895 17.769	42.928	+ 5 sec	17
21	-1	19 Jannik Julius-Bernhart	AUT	Dörr Motorsport	DEU	ITEJK2048 BIF38420	KR/IAME/Vega	13	9:41.203 19.077	42.992	+ 5 sec	16
22	1	17 Nico Franke	DEU	ADAC Berlin-Brandenburg e.V. SG Samuelkart	NLD	ITE42574 IBL57205001	CRG/TM/Vega	0	3.266 13 Laps			15

Not classified

DSQ	5	David Trefilov	DEU	Maranello SRP Factory Team	DEU	ITE 16049 KBF38275	Maranello/TM /Vega	13	DSQ	42.448		9
-----	---	----------------	-----	----------------------------	-----	-----------------------	--------------------	----	-----	--------	--	---

Announcements

9,19,15 + 5 sec front fairing

5 DQ Steward decision


Timekeeper
M.Riehmers

Race Director
H.Seidel

Page 1/1

These results are provisional until the conclusion of any judicial and technical matters!

Printed: 20.07.2024 / 17:34




DKM Round 3
DKM - KZ2
Kerpen
Ranking after Heats

Pos. No.	Firstname	Lastname	Nat.		Nat.		Sponsor	Total points			Heat 1	Heat 2	
			Dri	Entrant	Ent	Make		QP	PTS	Diff.			
1	6	Markus	Kajak	EST	Maranello SRP Factory Team	DEU	Maranello/TM/Vega	1	100		50	50	
2	1	Stan	Pex	NLD	SP Motorsport	NLD	Kart Republic/TM/Vega	2	88	12	44	44	
3	13	Christiaan	de Kleijn	NLD	CRG Holland	NLD	CRG/TM/Vega	8	77	23	36	41	
4	69	Jorrit	Pex	NLD	SP Motorsport	NLD	KR/TM/Vega	6	70	30	38	32	
5	11	Jens	Treur	NLD	CRG Holland	NLD	CRG/TM/Vega	13	70	30	34	36	
6	63	Karl	Lukaschewsky	DEU	Maranello SRP Factory Team	DEU	Maranello/TM/Vega	4	66	34	32	34	
7	14	Danilo	Albanese	ITA	Dörr Motorsport	DEU	KR/IAME/Vega	5	59	41	21	38	
8	12	Lukas	Schächer	DEU	TB Racing Team	DEU	KR/TM/Vega	10	58	42	28	30	
9	10	Lukas	Scherbinskas	DEU	NSL Racing	LTU	Energy/TM/Vega	9	57	43	30	27	
10	16	Guust	Specken	NLD	CRG Holland	NLD	CRG/TM/Vega	17	53	47	25	28	
11	75	Renzo	Alibaks	NLD	Alibaks, Renzo	NLD	CRG/TM/Vega	15	52	48	26	26	
12	5	David	Trefilov	DEU	Maranello SRP Factory Team	DEU	Maranello/TM/Vega	3	50	50	41	9	
13	41	Maddox	Wirtz	DEU	VDB Kart Racing	DEU	Birel Art/TM/Vega	7	48	52	27	21	
14	67	Alexander	Schmitz	DEU	Alexander Schmitz	DEU	Tony Kart/Vortex/Vega	11	48	52	24	24	
15	15	David	Liwinski	POL	Dörr Motorsport	DEU	KR/IAME/Vega	12	46	54	23	23	
16	46	Gianni	Andrisani	DEU	TB Racing Team	DEU	KR/TM/Vega	16	44	56	19	25	
17	71	Kevin	Stehouwer	NLD	Kevin Stehouwer	NLD	Birel Art/TM/Vega	19	44	56	22	22	
18	18	Robert	Kindervater	DEU	BIREL ART RACING KSW	AUT	Birel Art/TM/Vega	ADAC Berlin-Brandenburg e.V.	14	38	62	20	18
19	62	Jelte	Bouma	NLD	Hendrik Bouma	NLD	Mach1/TM/VEGA	22	36	64	16	20	
20	9	André	Maticic	DEU	Solgat Motorsport	DEU	Birel Art/TM/Vega	18	34	66	17	17	
21	19	Jannik	Julius-Bernhart	AUT	Dörr Motorsport	DEU	KR/IAME/Vega	20	34	66	18	16	
22	72	Aleks	Jutkevicius	LTU	Paske Racing	LTU	Righetti Ridolfi/TM/Vega	21	33	67	14	19	
23	17	Nico	Franke	DEU	SG Samuelkart	NLD	CRG/TM/Vega	ADAC Berlin-Brandenburg e.V.	23	30	70	15	15

Announcements: These results are provisional until the conclusion of any judicial and technical matters

Racedirector Horst Seidel:



Timekeeping Monika Riehmers:



Printed: 20.07.2024 17:36

Posted at: h





DKM - KZ2


Warm Up Super Heat

Track length: 1.110 Km
Session Started: 8:00:01
Best Lap by: 1 - Stan Pex - 52.004

Rank	#	Driver	Nat	Sponsor Entrant	Nat	License E-License	Make	laps	Best Lap	Diff	In Lap	Penalty
1	1	Stan Pex	NLD	SP Motorsport	NLD	ITE31772 IBL47253	Kart Republic/TM/Vega	7	52.004		5	
2	46	Gianni Andrisani	DEU	TB Racing Team	DEU	ITE13762 KBF38262	KR/TM/Vega	6	52.023	0.019	6	
3	15	David Liwinski	POL	Dörr Motorsport	DEU	ITE10012 BIF38420	KR/IAME/Vega	5	52.197	0.193	4	
4	13	Christiaan de Kleijn	NLD	CRG Holland	NLD	ITE44092 IBL15521	CRG/TM/Vega	7	52.385	0.381	4	
5	75	Renzo Alibaks	NLD	Alibaks, Renzo	NLD	ITE36331 IBL36331	CRG/TM/Vega	6	52.543	0.539	6	
6	16	Guust Specken	NLD	CRG Holland	NLD	ITE33443 IBL15521	CRG/TM/Vega	7	52.554	0.550	7	
7	6	Markus Kajak	EST	Maranello SRP Factory Team	DEU	ITE26214 KBF38275	Maranello/TM/Vega	7	52.619	0.615	6	
8	71	Kevin Stehouwer	NLD	Kevin Stehouwer	NLD	ITE43342 IDC43342	Birel Art/TM/Vega	6	52.623	0.619	6	
9	69	Jorrit Pex	NLD	SP Motorsport	NLD	ITE27382 IBL47253006	KR/TM/Vega	6	52.720	0.716	6	
10	10	Lukas Scherbinkas	DEU	NSL Racing	LTU	ITE11348 IBL2024-KL/10	Energy/TM/Vega	5	52.794	0.790	4	
11	14	Danilo Albanese	ITA	Dörr Motorsport	DEU	ITE498284 BIF38420	KR/IAME/Vega	7	52.828	0.824	5	
12	5	David Trefilov	DEU	Maranello SRP Factory Team	DEU	ITE 16049 KBF38275	Maranello/TM /Vega	6	52.867	0.863	5	
13	9	André Maticic	DEU	Solgat Motorsport	DEU	ITE 34369 KBF42332	Birel Art/TM/Vega	7	53.134	1.130	7	
14	11	Jens Treur	NLD	CRG Holland	NLD	ITE44483 IBL15521	CRG/TM/Vega	7	53.189	1.185	3	
15	63	Karl Lukaschewsky	DEU	Maranello SRP Factory Team	DEU	ITE 36974 KBF38275	Maranello/TM/Vega	6	53.548	1.544	4	
16	19	Jannik Julius-Bernhart	AUT	Dörr Motorsport	DEU	ITEJK2048 BIF38420	KR/IAME/Vega	4	53.665	1.661	4	
17	12	Lukas Schächer	DEU	TB Racing Team	DEU	ITE 28091 KBF38262	KR/TM/Vega	4	53.702	1.698	4	
18	72	Aleks Jutkevicius	LTU	Paske Racing	LTU	ITE2024-ITE/012 IBL2024-KL/05	Righetti Ridolfi/TM/Vega	6	54.193	2.189	4	
19	41	Maddox Wirtz	DEU	VDB Kart Racing	DEU	ITE 39902 KBF42053	Birel Art/TM/Vega	6	54.201	2.197	4	
20	18	Robert Kindervater	DEU	ADAC Berlin-Brandenburg e.V. BIREL ART RACING KSW	AUT	ITE24990 IBLBK 102	Birel Art/TM/Vega	2	54.480	2.476	2	
21	62	Jelte Bouma	NLD	MACH 1 Motorsport	DEU	NKA52400 KBF39310	Mach1/TM/VEGA	6	54.511	2.507	6	
22	17	Nico Franke	DEU	ADAC Berlin-Brandenburg e.V. SG Samuelkart	NLD	ITE42574 IBL57205001	CRG/TM/Vega	3	56.696	4.692	3	
23	67	Alexander Schmitz	DEU	Alexander Schmitz	DEU	ITE14228 IDC14228	Tony Kart/Vortex/Vega	0			0	

Timekeeper
M.Riehmers

Race Director
H.Seidel



INT. ADAC Kartrennen Kerpen

DKM - KZ2

Erftlandring Kerpen 1,110 Km

Warm Up Super Heat

21.07.2024 08:00

Practice (6:00 Time) started at 8:00:01

Lap	Time of Day	Lap Tm	Diff	S1 Tm	S2 Tm	S3 Tm
(1) Stan Pex						
1	8:01:20.283	57.277	+5.273	19.481	23.073	14.723
2	8:02:12.924	52.641	+0.637	15.590	22.776	14.275
3	8:03:05.169	52.245	+0.241	15.247	22.708	14.290
4	8:03:57.450	52.281	+0.277	15.127	22.990	14.164
5	8:04:49.454	52.004		15.165	22.578	14.261
6	8:05:43.618	54.164	+2.160	15.687	24.090	14.387
7	8:06:35.633	52.015	+0.011	15.133	22.427	14.455

Lap	Time of Day	Lap Tm	Diff	S1 Tm	S2 Tm	S3 Tm
(46) Gianni Andrisani						
1	8:01:27.694	1:09.764	+17.741	24.267	29.097	16.410
2	8:02:26.897	59.203	+7.180	17.624	25.702	15.877
3	8:03:22.940	56.043	+4.020	16.945	23.964	15.134
4	8:04:17.800	54.860	+2.837	15.831	23.909	15.120
5	8:05:18.896	1:01.096	+9.073	22.281	24.081	14.734
6	8:06:10.919	52.023		15.492	22.314	14.217

Lap	Time of Day	Lap Tm	Diff	S1 Tm	S2 Tm	S3 Tm
(15) David Liwinski						
1	8:01:57.430	55.355	+3.158	17.883	22.955	14.517
2	8:02:50.071	52.641	+0.444	15.194	22.818	14.629
3	8:03:42.792	52.721	+0.524	15.400	22.788	14.533
4	8:04:34.989	52.197		15.019	22.684	14.494
5	8:05:29.630	54.641	+2.444	15.178	24.697	14.766

Lap	Time of Day	Lap Tm	Diff	S1 Tm	S2 Tm	S3 Tm
(13) Christiaan de Kleijn						
1	8:01:22.763	1:03.069	+10.684	23.546	24.968	14.555
2	8:02:15.691	52.928	+0.543	15.535	22.975	14.418
3	8:03:08.402	52.711	+0.326	15.307	23.079	14.325
4	8:04:00.787	52.385		15.181	22.801	14.403
5	8:04:58.913	58.126	+5.741	17.320	26.003	14.803
6	8:05:53.368	54.455	+2.070	15.113	23.974	15.368
7	8:06:45.880	52.512	+0.127	15.175	22.695	14.742

Lap	Time of Day	Lap Tm	Diff	S1 Tm	S2 Tm	S3 Tm
(75) Renzo Alibaks						
1	8:01:38.884	1:05.062	+12.519	20.743	27.446	16.873
2	8:02:35.098	56.214	+3.671	16.946	24.400	14.868
3	8:03:29.522	54.424	+1.881	15.797	23.665	14.962
4	8:04:23.024	53.502	+0.959	15.459	23.300	14.743
5	8:05:16.131	53.107	+0.564	15.788	22.825	14.494
6	8:06:08.674	52.543		14.984	22.911	14.648

Lap	Time of Day	Lap Tm	Diff	S1 Tm	S2 Tm	S3 Tm
(16) Guust Specken						
1	8:01:29.804	1:09.146	+16.592	24.658	28.190	16.298
2	8:02:24.050	54.246	+1.692	16.280	23.449	14.517
3	8:03:17.080	53.030	+0.476	15.509	22.994	14.527
4	8:04:11.025	53.945	+1.391	16.235	23.225	14.485
5	8:05:04.912	53.887	+1.333	16.238	23.158	14.491
6	8:05:57.820	52.908	+0.354	15.522	22.857	14.529
7	8:06:50.374	52.554		15.310	22.699	14.545

Lap	Time of Day	Lap Tm	Diff	S1 Tm	S2 Tm	S3 Tm
(6) Markus Kajak						
1	8:01:29.731	1:10.551	+17.932	25.061	28.843	16.647
2	8:02:27.021	57.290	+4.671	17.311	25.174	14.805
3	8:03:20.714	53.693	+1.074	16.069	23.238	14.386
4	8:04:13.429	52.715	+0.096	15.263	22.989	14.463
5	8:05:06.470	53.041	+0.422	15.277	23.247	14.517
6	8:05:59.089	52.619		15.280	22.830	14.509
7	8:06:52.007	52.918	+0.299	15.376	23.014	14.528

Lap	Time of Day	Lap Tm	Diff	S1 Tm	S2 Tm	S3 Tm
(71) Kevin Stehouwer						
1	8:01:49.579	1:00.419	+7.796	19.442	25.180	15.797
2	8:02:44.322	54.743	+2.120	16.374	23.686	14.683
3	8:03:37.452	53.130	+0.507	15.277	23.363	14.500
4	8:04:34.181	56.729	+4.106	17.363	24.807	14.559
5	8:05:26.923	52.742	+0.119	15.206	22.983	14.553
6	8:06:19.546	52.623		15.158	22.969	14.496

Lap	Time of Day	Lap Tm	Diff	S1 Tm	S2 Tm	S3 Tm
(69) Jorrit Pex						
1	8:01:18.227	57.331	+4.611	17.304	25.334	14.693
2	8:02:11.687	53.460	+0.740	15.635	23.213	14.612
3	8:03:05.806	54.119	+1.399	15.625	23.921	14.573
4	8:03:59.218	53.412	+0.692	15.378	23.363	14.671
5	8:04:52.264	53.046	+0.326	15.499	23.102	14.445

Lap	Time of Day	Lap Tm	Diff	S1 Tm	S2 Tm	S3 Tm
(10) Lukas Scherbinkas						
1	8:02:31.130	55.734	+2.940	16.811	24.024	14.899
2	8:03:24.627	53.497	+0.703	15.757	23.208	14.532
3	8:04:18.146	53.519	+0.725	15.336	23.386	14.797
4	8:05:10.940	52.794		15.425	22.863	14.506
5	8:06:04.714	53.774	+0.980	15.459	22.920	15.395

Lap	Time of Day	Lap Tm	Diff	S1 Tm	S2 Tm	S3 Tm
(14) Danilo Albanese						
1	8:01:24.931	1:02.261	+9.433	21.037	26.949	15.275
2	8:02:18.536	53.605	+0.777	15.565	23.264	14.776
3	8:03:12.270	53.734	+0.906	15.561	23.176	14.997
4	8:04:05.184	52.914	+0.086	15.323	22.716	14.875
5	8:04:58.012	52.823		15.220	22.727	14.881
6	8:05:51.235	53.223	+0.395	15.359	22.935	14.929
7	8:06:44.104	52.869	+0.041	15.342	22.871	14.666

Lap	Time of Day	Lap Tm	Diff	S1 Tm	S2 Tm	S3 Tm
(5) David Trefilov						
1	8:01:30.070	1:12.570	+19.703	25.386	30.353	16.831
2	8:02:27.700	57.630	+4.763	17.145	25.438	15.047
3	8:03:22.415	54.715	+1.848	15.845	23.640	15.230
4	8:04:15.563	53.148	+0.281	15.343	23.098	14.707
5	8:05:08.430	52.867		15.395	22.956	14.516
6	8:06:01.795	53.365	+0.498	15.472	23.042	14.851

Lap	Time of Day	Lap Tm	Diff	S1 Tm	S2 Tm	S3 Tm
(9) André Maticic						
1	8:01:27.491	1:05.229	+12.095	21.481	27.727	16.021
2	8:02:22.326	54.835	+1.701	16.350	23.770	14.715
3	8:03:15.938	53.612	+0.478	15.488	23.439	14.685
4	8:04:10.130	54.192	+1.058	15.872	23.278	15.042
5	8:05:03.536	53.406	+0.272	15.448	23.306	14.652
6	8:05:56.790	53.254	+0.120	15.331	23.213	14.710
7	8:06:49.924	53.134		15.480	23.038	14.616

Lap	Time of Day	Lap Tm	Diff	S1 Tm	S2 Tm	S3 Tm
(11) Jens Treur						
1	8:01:20.552	59.549	+6.360	20.932	23.357	15.260
2	8:02:13.823	53.271	+0.082	15.550	23.217	14.504
3	8:03:07.012	53.189		15.393	23.020	14.776
4	8:04:00.257	53.245	+0.056	15.276	23.177	14.792
5	8:04:53.759	53.502	+0.313	15.543	23.218	14.741
6	8:05:47.121	53.362	+0.173	15.394	23.095	14.873
7	8:06:40.414	53.293	+0.104	15.492	23.158	14.643

Lap	Time of Day	Lap Tm	Diff	S1 Tm	S2 Tm	S3 Tm
(63) Karl Lukaschewsky						
1	8:01:28.399	1:08.210	+14.662	24.921	27.944	15.345
2	8:02:23.023	54.624	+1.076	16.309	23.550	14.765
3	8:03:16.901	53.878	+0.330	15.687	23.423	14.768
4	8:04:10.449	53.548		15.632	23.291	14.625
5	8:05:04.323	53.874	+0.326	15.710	23.531	14.633
6	8:05:58.541	54.218	+0.670	15.577	23.827	14.814

Lap	Time of Day	Lap Tm	Diff	S1 Tm	S2 Tm	S3 Tm
(19) Jannik Julius-Bernhart						
1	8:03:38.041	58.078	+4.413	19.011	24.309	14.758
2	8:04:33.314	55.273	+1.608	16.011	23.789	15.473
3	8:05:27.835	54.521	+0.856	15.660	23.962	14.899
4	8:06:21.500	53.665		15.400	23.460	14.805

Lap	Time of Day	Lap Tm	Diff	S1 Tm	S2 Tm	S3 Tm
(12) Lukas Schächer						
1	8:03:15.370	1:17.264	+23.562	23.720	35.29	

INT. ADAC Kartrennen Kerpen

DKM - KZ2

Erftlandring Kerpen 1,110 Km

Warm Up Super Heat

21.07.2024 08:00

Practice (6:00 Time) started at 8:00:01

Lap	Time of Day	Lap Tm	Diff	S1 Tm	S2 Tm	S3 Tm	Lap	Time of Day	Lap Tm	Diff	S1 Tm	S2 Tm	S3 Tm
2	8:02:34.779	56.224	+2.023	16.647	23.928	15.649							
3	8:03:29.538	54.759	+0.558	16.021	23.612	15.126							
4	8:04:23.739	54.201		15.931	23.216	15.054							
5	8:05:18.507	54.768	+0.567	16.294	23.511	14.963							
6	8:06:13.016	54.509	+0.308	16.207	23.340	14.962							
(18) Robert Kindervater													
1	8:02:02.078	55.910	+1.430	17.780	23.328	14.802							
2	8:02:56.558	54.480		15.684	22.882	15.914							
(62) Jelte Bouma													
1	8:01:37.769	56.270	+1.759	16.894	24.039	15.337							
2	8:02:33.577	55.808	+1.297	16.697	23.857	15.254							
3	8:03:28.339	54.762	+0.251	16.223	23.509	15.030							
4	8:04:23.496	55.157	+0.646	16.113	23.980	15.064							
5	8:05:18.225	54.729	+0.218	16.427	23.516	14.786							
6	8:06:12.736	54.511		16.386	23.318	14.807							
(17) Nico Franke													
1	8:04:10.272	59.932	+3.236	18.903	24.948	16.081							
2	8:05:07.781	57.509	+0.813	17.348	24.733	15.428							
3	8:06:04.477	56.696		16.739	24.333	15.624							



DKM - KZ2

Super Heat

Track length: 1.110 Km

Race Started: 9:43:08

Best Lap by: 10 - Lukas Scherbinskas - 42.492

Rank	#	Driver	Nat	Sponsor Entrant	Nat	License E-License	Make	laps	T. Time Diff	Best Lap	Penalty	Points
1	0	6 Markus Kajak	EST	Maranello SRP Factory Team	DEU	ITE26214 KBF38275	Maranello/TM/Vega	18	12:58.597	42.631		75
2	0	1 Stan Pex	NLD	SP Motorsport	NLD	ITE31772 IBL47253	Kart Republic/TM/Vega	18	12:59.834 1.237	42.816		69
3	0	13 Christiaan de Kleijn	NLD	CRG Holland	NLD	ITE44092 IBL15521	CRG/TM/Vega	18	13:00.604 2.007	42.780		63
4	0	69 Jorrit Pex	NLD	SP Motorsport	NLD	ITE27382 IBL47253006	KR/TM/Vega	18	13:04.314 5.717	42.992		57
5	0	11 Jens Treur	NLD	CRG Holland	NLD	ITE44483 IBL15521	CRG/TM/Vega	18	13:04.375 5.778	42.760		51
6	4	16 Guust Specken	NLD	CRG Holland	NLD	ITE33443 IBL15521	CRG/TM/Vega	18	13:04.549 5.952	42.826		48
7	-1	63 Karl Lukeschewsky	DEU	Maranello SRP Factory Team	DEU	ITE36974 KBF38275	Maranello/TM/Vega	18	13:04.962 6.365	42.784		45
8	1	10 Lukas Scherbinskas	DEU	NSL Racing	LTU	ITE11348 IBL2024-KL/10	Energy/TM/Vega	18	13:05.095 6.498	42.492	+ 5 sec	42
9	-1	12 Lukas Schächer	DEU	TB Racing Team	DEU	ITE28091 KBF38262	KR/TM/Vega	18	13:05.332 6.735	42.724		39
10	5	15 David Liwinski	POL	Dörr Motorsport	DEU	ITE10012 BIF38420	KR/IAME/Vega	18	13:05.500 6.903	42.729		36
11	5	46 Gianni Andrisani	DEU	TB Racing Team	DEU	ITE13762 KBF38262	KR/TM/Vega	18	13:07.950 9.353	42.843		34
12	6	18 Robert Kindervater	DEU	ADAC Berlin-Brandenburg e.V. BIREL ART RACING KSW	AUT	ITE24990 IBLBK 102	Birel Art/TM/Vega	18	13:08.087 9.490	42.802		32
13	8	19 Jannik Julius-Bernhart	AUT	Dörr Motorsport	DEU	ITEJK2048 BIF38420	KR/IAME/Vega	18	13:08.664 10.067	42.808		30
14	3	71 Kevin Stehouwer	NLD	Kevin Stehouwer	NLD	ITE43342 IDC43342	Birel Art/TM/Vega	18	13:10.139 11.542	42.927		28
15	-2	41 Maddox Wirtz	DEU	VDB Kart Racing	DEU	ITE39902 KBF42053	Birel Art/TM/Vega	18	13:10.212 11.615	42.659		26
16	4	9 André Matisic	DEU	Solgat Motorsport	DEU	ITE34369 KBF42332	Birel Art/TM/Vega	18	13:10.301 11.704	42.710		24
17	-6	75 Renzo Alibaks	NLD	Alibaks, Renzo	NLD	ITE36331 IBL36331	CRG/TM/Vega	18	13:10.613 12.016	42.785		22
18	-11	14 Danilo Albanese	ITA	Dörr Motorsport	DEU	ITE498284 BIF38420	KR/IAME/Vega	18	13:11.805 13.208	42.885	+ 5 sec	20
19	-5	67 Alexander Schmitz	DEU	Alexander Schmitz	DEU	ITE14228 IDC14228	Tony Kart/Vortex/Vega	18	13:13.271 14.674	42.796	+ 5 sec	18
20	-1	62 Jelte Bouma	NLD	MACH 1 Motorsport	DEU	NKA52400 KBF39310	Mach1/TM/VEGA	18	13:14.860 16.263	43.182		17
21	1	72 Aleks Jutkevicius	LTU	Paske Racing	LTU	ITE2024-ITE/012 IBL2024-KL/05	Righetti Ridolfi/TM/Vega	18	13:19.979 21.382	43.107	+ 5 sec	16
22	1	17 Nico Franke	DEU	ADAC Berlin-Brandenburg e.V. SG Samuelkart	NLD	ITE42574 IBL57205001	CRG/TM/Vega	18	13:27.358 28.761	44.015		15
23	-11	5 David Trefilov	DEU	Maranello SRP Factory Team	DEU	ITE16049 KBF38275	Maranello/TM/Vega	8	5:53.344 10 Laps	42.875		14


Announcements

10 + 5 sec jump start

14,67,72 + 5 sec front fairing

Timekeeper
M.Riehmers

Race Director
H.Seidel



INT. ADAC Kartrennen Kerpen

DKM - KZ2

Erftlandring Kerpen 1,110 Km

Super Heat

21.07.2024 09:40

Race (18 Laps) started at 9:43:08

Lap	Time of Day	Lap Tm	Diff	S1 Tm	S2 Tm	S3 Tm
(6) Markus Kajak						
1	9:43:55.155	44.175	+1.544	12.582	19.706	11.887
2	9:44:39.084	43.929	+1.298	12.783	19.479	11.667
3	9:45:23.115	44.031	+1.400	13.030	19.253	11.748
4	9:46:06.579	43.464	+0.833	12.696	19.136	11.632
5	9:46:50.049	43.470	+0.839	12.559	19.205	11.706
6	9:47:33.401	43.352	+0.721	12.528	19.200	11.624
7	9:48:16.400	42.999	+0.368	12.418	19.048	11.533
8	9:48:59.219	42.819	+0.188	12.391	19.020	11.408
9	9:49:42.079	42.860	+0.229	12.331	19.068	11.461
10	9:50:24.710	42.631		12.307	18.919	11.405
11	9:51:07.556	42.846	+0.215	12.366	19.057	11.423
12	9:51:50.342	42.786	+0.155	12.343	19.029	11.414
13	9:52:33.229	42.887	+0.256	12.385	19.062	11.440
14	9:53:15.910	42.681	+0.060	12.301	18.953	11.427
15	9:53:58.703	42.793	+0.162	12.305	19.055	11.433
16	9:54:41.422	42.719	+0.088	12.314	18.960	11.445
17	9:55:24.174	42.752	+0.121	12.306	18.986	11.460
18	9:56:07.203	43.029	+0.398	12.347	19.156	11.526

Lap	Time of Day	Lap Tm	Diff	S1 Tm	S2 Tm	S3 Tm
(1) Stan Pex						
1	9:43:55.436	46.890	+4.014	15.278	19.736	11.816
2	9:44:39.266	43.830	+1.014	12.731	19.435	11.664
3	9:45:22.981	43.715	+0.899	12.680	19.331	11.704
4	9:46:06.443	43.462	+0.646	12.502	19.325	11.635
5	9:46:49.938	43.495	+0.679	12.480	19.312	11.703
6	9:47:33.218	43.280	+0.464	12.539	19.197	11.544
7	9:48:16.288	43.070	+0.254	12.451	19.124	11.495
8	9:48:59.670	43.382	+0.566	12.680	19.255	11.447
9	9:49:42.557	42.887	+0.071	12.348	19.108	11.431
10	9:50:25.563	43.006	+0.190	12.340	19.182	11.484
11	9:51:08.452	42.889	+0.073	12.325	19.100	11.464
12	9:51:51.284	42.832	+0.016	12.363	19.037	11.432
13	9:52:34.100	42.816		12.341	19.035	11.440
14	9:53:16.930	42.890	+0.014	12.343	19.019	11.468
15	9:53:59.807	42.877	+0.061	12.373	19.053	11.451
16	9:54:42.674	42.867	+0.051	12.358	19.056	11.453
17	9:55:25.539	42.865	+0.049	12.358	19.047	11.460
18	9:56:08.440	42.901	+0.085	12.375	19.080	11.446

Lap	Time of Day	Lap Tm	Diff	S1 Tm	S2 Tm	S3 Tm
(13) Christiaan de Kleijn						
1	9:43:55.937	46.881	+4.101	14.967	19.913	12.001
2	9:44:39.951	44.014	+1.234	12.778	19.439	11.797
3	9:45:23.616	43.665	+0.885	12.666	19.250	11.749
4	9:46:07.128	43.512	+0.732	12.622	19.273	11.617
5	9:46:50.357	43.229	+0.449	12.445	19.183	11.601
6	9:47:33.651	43.294	+0.514	12.440	19.225	11.629
7	9:48:16.802	43.151	+0.371	12.457	19.140	11.554
8	9:48:59.876	43.074	+0.294	12.445	19.121	11.508
9	9:49:42.790	42.914	+0.134	12.391	19.045	11.478
10	9:50:25.723	42.933	+0.153	12.350	19.081	11.502
11	9:51:08.650	42.927	+0.147	12.379	19.056	11.492
12	9:51:51.496	42.846	+0.066	12.343	19.063	11.440
13	9:52:34.335	42.839	+0.059	12.397	18.995	11.447
14	9:53:17.115	42.780		12.278	19.077	11.425
15	9:53:59.987	42.872	+0.092	12.369	19.051	11.452
16	9:54:42.911	42.924	+0.144	12.485	19.000	11.439
17	9:55:26.022	43.111	+0.331	12.669	18.974	11.468
18	9:56:09.210	43.188	+0.408	12.644	19.070	11.474

Lap	Time of Day	Lap Tm	Diff	S1 Tm	S2 Tm	S3 Tm
(69) Jorrit Pex						
1	9:43:56.296	47.248	+4.256	15.170	20.002	12.076
2	9:44:40.381	44.085	+1.093	12.719	19.520	11.846
3	9:45:24.003	43.622	+0.630	12.544	19.361	11.717
4	9:46:07.636	43.633	+0.641	12.535	19.418	11.680
5	9:46:51.139	43.503	+0.511	12.527	19.243	11.733
6	9:47:34.510	43.371	+0.379	12.542	19.266	11.563
7	9:48:17.643	43.133	+0.141	12.379	19.198	11.556
8	9:49:00.796	43.153	+0.161	12.444	19.169	11.540
9	9:49:44.717	43.921	+0.929	13.213	19.177	11.531
10	9:50:27.789	43.072	+0.080	12.387	19.140	11.545
11	9:51:10.924	43.135	+0.143	12.404	19.158	11.573
12	9:51:54.158	43.234	+0.242	12.533	19.174	11.527

Lap	Time of Day	Lap Tm	Diff	S1 Tm	S2 Tm	S3 Tm
13	9:52:37.150	42.992		12.376	19.122	11.494
14	9:53:20.197	43.047	+0.055	12.375	19.168	11.504
15	9:54:03.287	43.090	+0.098	12.431	19.115	11.544
16	9:54:46.331	43.044	+0.052	12.441	19.097	11.506
17	9:55:29.467	43.136	+0.144	12.393	19.118	11.625
18	9:56:12.920	43.453	+0.461	12.532	19.177	11.744

Lap	Time of Day	Lap Tm	Diff	S1 Tm	S2 Tm	S3 Tm
(11) Jens Treur						
1	9:43:56.879	47.460	+4.700	15.338	20.072	12.050
2	9:44:40.953	44.074	+1.314	12.742	19.507	11.825
3	9:45:24.720	43.767	+1.007	12.660	19.412	11.695
4	9:46:08.200	43.480	+0.720	12.568	19.257	11.655
5	9:46:51.601	43.401	+0.641	12.515	19.254	11.632
6	9:47:34.956	43.355	+0.595	12.597	19.186	11.572
7	9:48:18.327	43.371	+0.611	12.688	19.101	11.582
8	9:49:01.512	43.185	+0.425	12.547	19.135	11.503
9	9:49:44.905	43.393	+0.633	12.696	19.198	11.499
10	9:50:27.959	43.054	+0.294	12.515	19.055	11.484
11	9:51:10.996	43.037	+0.277	12.432	19.064	11.541
12	9:51:54.688	43.692	+0.932	12.699	19.482	11.511
13	9:52:37.558	42.870	+0.110	12.340	19.005	11.525
14	9:53:20.318	42.760		12.291	19.010	11.459
15	9:54:03.369	43.051	+0.291	12.458	19.073	11.520
16	9:54:46.469	43.100	+0.340	12.520	19.051	11.529
17	9:55:29.580	43.111	+0.351	12.388	19.091	11.632
18	9:56:12.981	43.401	+0.641	12.514	19.186	11.701

Lap	Time of Day	Lap Tm	Diff	S1 Tm	S2 Tm	S3 Tm
(16) Guust Specken						
1	9:43:57.023	47.257	+4.431	15.111	20.138	12.008
2	9:44:41.206	44.183	+1.357	12.794	19.572	11.817
3	9:45:25.443	44.237	+1.411	13.198	19.346	11.693
4	9:46:09.013	43.570	+0.744	12.633	19.335	11.602
5	9:46:52.390	43.377	+0.551	12.457	19.325	11.595
6	9:47:35.625	43.235	+0.409	12.525	19.170	11.540
7	9:48:18.773	43.148	+0.322	12.444	19.147	11.557
8	9:49:02.592	43.819	+0.993	13.102	19.196	11.521
9	9:49:45.737	43.145	+0.319	12.458	19.184	11.503
10	9:50:28.776	43.039	+0.213	12.408	19.180	11.451
11	9:51:11.708	42.932	+0.106	12.392	19.072	11.468
12	9:51:55.495	43.787	+0.961	12.451	19.492	11.844
13	9:52:38.539	43.044	+0.218	12.526	19.091	11.427
14	9:53:21.432	42.893	+0.067	12.380	19.079	11.434
15	9:54:04.350	42.918	+0.092	12.393	19.049	11.476
16	9:54:47.368	43.018	+0.192	12.447	19.104	11.467
17	9:55:30.194	42.826		12.389	19.003	11.434
18	9:56:13.155	42.961	+0.135	12.356	19.024	11.581

Lap	Time of Day	Lap Tm	Diff	S1 Tm	S2 Tm	S3 Tm
(63) Karl Lukaschewsky						
1	9:43:56.639	47.227	+4.443	15.103	20.042	12.082
2	9:44:40.602	43.963	+1.179	12.777	19.342	11.844
3	9:45:24.269	43.667	+0.883	12.662	19.339	11.666
4	9:46:07.992	43.723	+0.939	12.790	19.321	11.612
5	9:46:51.230	43.238	+0.454	12.433	19.152	11.653
6	9:47:34.736	43.506	+0.722	12.667	19.196	11.643
7	9:48:17.885	43.149	+0.365	12.459	19.152	11.538
8	9:49:01.382	43.497	+0.713	12.753	19.200	11.544
9	9:49:45.365	43.983	+1.199	12.920	19.530	11.533
10	9:50:28.293	42.928	+0.144	12.357	19.089	11.482
11	9:51:11.282	42.989	+0.205	12.366	19.095	11.528
12	9:51:55.365	44.083	+1.299	12.531	19.743	11.809
13	9:52:38.898	43.533	+0.749	12.864	19.194	11.475
14	9:53:22.029	43.131	+0.347	12.506	19.141	11.484
15	9:54:04.957	42.928	+0.144	12.346	19.079	11.504
16	9:54:47.833	42.876	+0.092	12.389	19.009	11.478
17	9:55:30.617	42.784		12.366	18.959	11.459
18	9:56:13.568	42.951	+			

INT. ADAC Kartrennen Kerpen

DKM - KZ2

Erftlandring Kerpen 1,110 Km

Super Heat

21.07.2024 09:40

Race (18 Laps) started at 9:43:08

Lap	Time of Day	Lap Tm	Diff	S1 Tm	S2 Tm	S3 Tm	Lap	Time of Day	Lap Tm	Diff	S1 Tm	S2 Tm	S3 Tm
15	9:54:08.837	43.174	+0.515	12.401	19.089	11.684	9	9:49:50.077	42.924	+0.128	12.284	19.231	11.409
16	9:54:52.197	43.360	+0.701	12.615	19.305	11.440	10	9:50:32.904	42.827	+0.031	12.268	19.148	11.411
17	9:55:35.284	43.087	+0.428	12.349	19.050	11.688	11	9:51:16.135	43.231	+0.435	12.635	19.128	11.468
18	9:56:18.818	43.534	+0.875	12.611	19.008	11.915	12	9:51:58.931	42.796		12.316	19.077	11.403
(9) André Matisic							13	9:52:41.745	42.814	+0.018	12.318	19.021	11.475
1	9:44:00.234	49.292	+6.522	15.599	21.322	12.311	14	9:53:24.656	42.911	+0.115	12.329	19.102	11.480
2	9:44:44.571	44.337	+1.627	12.785	19.562	11.990	15	9:54:08.067	43.411	+0.615	12.505	19.423	11.483
3	9:45:28.671	44.100	+1.390	12.815	19.347	11.938	16	9:54:50.927	42.860	+0.064	12.370	19.077	11.413
4	9:46:12.630	43.959	+1.249	12.750	19.434	11.775	17	9:55:33.910	42.983	+0.187	12.462	19.021	11.500
5	9:46:56.572	43.942	+1.232	12.747	19.506	11.689	18	9:56:16.877	42.967	+0.171	12.399	19.084	11.484
6	9:47:40.105	43.533	+0.823	12.748	19.175	11.610	(62) Jelte Bouma						
7	9:48:23.520	43.415	+0.705	12.387	19.364	11.664	1	9:44:01.131	49.783	+6.601	15.790	21.375	12.618
8	9:49:07.976	44.456	+1.746	13.493	19.334	11.629	2	9:44:45.703	44.572	+1.390	13.022	19.708	11.842
9	9:49:51.149	43.173	+0.463	12.383	19.228	11.562	3	9:45:29.581	43.878	+0.696	12.737	19.413	11.728
10	9:50:34.135	42.986	+0.276	12.401	19.089	11.496	4	9:46:13.670	44.089	+0.907	12.882	19.451	11.756
11	9:51:17.143	43.008	+0.298	12.465	19.080	11.463	5	9:46:57.900	44.230	+1.048	12.857	19.431	11.942
12	9:51:59.992	42.849	+0.139	12.297	19.121	11.431	6	9:47:41.522	43.622	+0.440	12.616	19.413	11.593
13	9:52:42.702	42.710		12.290	18.994	11.426	7	9:48:25.109	43.587	+0.405	12.573	19.384	11.630
14	9:53:25.533	42.831	+0.121	12.310	19.056	11.465	8	9:49:08.689	43.580	+0.398	12.576	19.380	11.624
15	9:54:08.955	43.422	+0.712	12.692	19.119	11.611	9	9:49:52.343	43.654	+0.472	12.492	19.550	11.612
16	9:54:52.372	43.417	+0.707	12.651	19.250	11.516	10	9:50:35.860	43.517	+0.335	12.483	19.339	11.695
17	9:55:35.630	43.258	+0.548	12.354	19.144	11.760	11	9:51:19.224	43.364	+0.182	12.572	19.231	11.561
18	9:56:18.907	43.277	+0.567	12.427	19.090	11.760	12	9:52:02.466	43.242	+0.060	12.531	19.204	11.507
(75) Renzo Alibaks							13	9:52:45.827	43.361	+0.179	12.500	19.292	11.569
1	9:43:58.641	48.626	+5.841	15.622	20.685	12.319	14	9:53:29.099	43.272	+0.090	12.505	19.194	11.573
2	9:44:43.344	44.703	+1.918	12.964	19.882	11.857	15	9:54:12.281	43.182		12.512	19.145	11.525
3	9:45:27.894	44.550	+1.765	12.671	19.895	11.984	16	9:54:55.965	43.684	+0.502	12.618	19.428	11.638
4	9:46:11.927	44.033	+1.248	12.766	19.450	11.817	17	9:55:39.761	43.796	+0.614	12.774	19.325	11.697
5	9:46:55.682	43.755	+0.970	12.741	19.286	11.728	18	9:56:23.466	43.705	+0.523	12.746	19.321	11.638
6	9:47:39.063	43.381	+0.596	12.509	19.195	11.677	(72) Aleks Jutkevicius						
7	9:48:22.889	43.826	+1.041	12.940	19.194	11.692	1	9:44:00.593	49.396	+6.289	15.582	21.341	12.473
8	9:49:06.066	43.177	+0.392	12.350	19.262	11.565	2	9:44:44.933	44.340	+1.233	12.927	19.629	11.784
9	9:49:48.968	42.902	+0.117	12.370	19.076	11.456	3	9:45:29.160	44.227	+1.120	12.821	19.502	11.904
10	9:50:32.257	43.289	+0.504	12.371	19.256	11.662	4	9:46:13.484	44.324	+1.217	13.125	19.406	11.793
11	9:51:15.619	43.362	+0.577	12.397	19.497	11.468	5	9:46:57.457	43.973	+0.866	12.725	19.440	11.808
12	9:51:58.404	42.785		12.309	19.032	11.444	6	9:47:40.809	43.352	+0.245	12.499	19.262	11.591
13	9:52:41.225	42.821	+0.036	12.355	19.047	11.419	7	9:48:24.098	43.289	+0.182	12.469	19.201	11.619
14	9:53:24.269	43.044	+0.259	12.342	19.051	11.651	8	9:49:08.452	44.354	+1.247	13.233	19.626	11.495
15	9:54:07.680	43.411	+0.626	12.402	19.569	11.440	9	9:49:52.049	43.597	+0.490	12.620	19.302	11.675
16	9:54:53.616	45.936	+3.151	15.217	19.241	11.478	10	9:50:35.604	43.555	+0.448	12.579	19.420	11.556
17	9:55:36.426	42.810	+0.025	12.357	19.012	11.441	11	9:51:18.864	43.260	+0.153	12.473	19.253	11.534
18	9:56:19.219	42.793	+0.008	12.341	19.027	11.425	12	9:52:01.971	43.107		12.410	19.216	11.481
(14) Danilo Albanese							13	9:52:45.309	43.338	+0.231	12.397	19.442	11.499
1	9:43:57.992	48.299	+5.414	15.491	20.637	12.171	14	9:53:28.830	43.521	+0.414	12.401	19.541	11.579
2	9:44:43.019	45.027	+2.142	13.536	19.684	11.807	15	9:54:12.145	43.315	+0.208	12.488	19.229	11.598
3	9:45:27.684	44.665	+1.780	12.721	19.730	12.214	16	9:54:56.123	43.978	+0.871	13.059	19.328	11.591
4	9:46:11.741	44.057	+1.172	12.792	19.502	11.763	17	9:55:39.911	43.788	+0.681	12.784	19.492	11.512
5	9:46:55.455	43.714	+0.829	12.818	19.228	11.668	18	9:56:23.585	43.674	+0.567	12.799	19.275	11.600
6	9:47:38.731	43.276	+0.391	12.484	19.202	11.590	(17) Nico Franke						
7	9:48:22.140	43.409	+0.524	12.529	19.263	11.617	1	9:44:01.311	49.421	+5.406	15.605	21.235	12.581
8	9:49:05.320	43.180	+0.295	12.394	19.208	11.578	2	9:44:46.406	45.095	+1.080	13.200	19.912	11.983
9	9:49:48.474	43.154	+0.269	12.365	19.217	11.572	3	9:45:31.023	44.617	+0.602	12.922	19.762	11.933
10	9:50:31.422	42.948	+0.063	12.292	19.117	11.539	4	9:46:15.970	44.947	+0.932	12.961	20.146	11.840
11	9:51:14.403	42.981	+0.096	12.364	19.108	11.509	5	9:47:00.251	44.281	+0.266	12.846	19.677	11.758
12	9:51:57.433	43.030	+0.145	12.365	19.099	11.566	6	9:47:44.522	44.271	+0.256	12.799	19.654	11.818
13	9:52:40.323	42.890	+0.005	12.329	19.066	11.495	7	9:48:28.537	44.015		12.744	19.500	11.771
14	9:53:23.232	42.909	+0.024	12.281	19.092	11.536	8	9:49:12.619	44.082	+0.067	12.767	19.560	11.755
15	9:54:06.117	42.885		12.281	19.113	11.474	9	9:49:56.708	44.089	+0.074	12.743	19.514	11.832
16	9:54:49.205	43.088	+0.203	12.356	19.046	11.686	10	9:50:40.914	44.206	+0.191	12.895	19.491	11.820
17	9:55:32.438	43.233	+0.348	12.331	19.116	11.786	11	9:51:25.168	44.254	+0.239	12.825	19.656	11.773
18	9:56:15.411	42.973	+0.088	12.322	19.086	11.565	12	9:52:09.374	44.206	+0.191	12.845	19.639	11.722
(67) Alexander Schmitz							13	9:52:53.473	44.099	+0.084	12.640	19.666	11.793
1	9:44:00.066	49.452	+6.656	15.840	21.354	12.258	14	9:53:37.590	44.117	+0.102	12.842	19.467	11.808
2	9:44:44.378	44.312	+1.516	12.822	19.567	11.923	15	9:54:21.722	44.132	+0.117	12.762	19.540	11.830
3	9:45:28.874	44.496	+1.700	13.205	19.366	11.925	16	9:55:07.490	45.768	+1.753	12.834	19.698	13.236
4	9:46:12.980	44.106	+1.310	12.941	19.393	11.772	17	9:55:51.833	44.343	+0.328	13.028	19.542	11.773
5	9:46:56.689	43.709	+0.913	12.560	19.481	11.668	18	9:56:35.964	44.131	+0.116	12.721	19.592	11.818
6	9:47:39.704	43.015	+0.219	12.342	19.141	11.532	(5) David Trefilov						
7	9:48:23.622	43.918	+1.122	12.619	19.640	11.659	1	9:43:58.449	48.431	+5.556	15.503	20.616	12.312
8	9:49:07.153	43.531	+0.735	12.356	19.567	11.608	2	9:44:42.467	44.018	+1.143	12.899	19.408	11.711

Orbits



INT. ADAC Kartrennen Kerpen

DKM - KZ2


Erftlandring Kerpen 1,110 Km

Super Heat

21.07.2024 09:40

Race (18 Laps) started at 9:43:08

Lap	Time of Day	Lap Tm	Diff	S1 Tm	S2 Tm	S3 Tm	Lap	Time of Day	Lap Tm	Diff	S1 Tm	S2 Tm	S3 Tm
3	9:45:25.871	43.404	+0.529	12.628	19.189	11.587							
4	9:46:09.252	43.381	+0.506	12.490	19.271	11.620							
5	9:46:52.890	43.638	+0.763	12.371	19.633	11.634							
6	9:47:36.029	43.139	+0.264	12.426	19.191	11.522							
7	9:48:18.904	42.875		12.311	19.058	11.506							
8	9:49:01.950	43.046	+0.171	12.492	19.051	11.503							



INT. ADAC Kartrennen Kerpen

Lapchart

DKM - KZ2

Erftlandring Kerpen 1,110 Km

Super Heat

21.07.2024 09:40

Race (18 Laps) started at 9:43:08

Competitors	Laps																		
	0	1	2	3	4	5	6	7	8	9	10	11	12	13	14	15	16	17	18
Stan Pex (1)	1	1	6	6	1	1	1	1	1	6	6	6	6	6	6	6	6	6	6
Jorrit Pex (69)	2	69	1	1	6	6	6	6	6	1	1	1	1	1	1	1	1	1	1
Christiaan de Kleijn (13)	3	13	13	13	13	13	13	13	13	13	13	13	13	13	13	13	13	10	10
Karl Lukaschewsky (63)	4	63	69	69	69	69	69	69	69	69	10	10	10	10	10	10	10	10	13
Jens Treur (11)	5	11	63	63	63	63	63	63	63	10	69	69	69	69	69	69	69	69	69
Lukas Schächer (12)	6	12	11	11	11	11	11	11	10	63	11	11	11	11	11	11	11	11	11
Danilo Albanese (14)	7	14	16	16	10	10	10	10	11	11	63	63	63	63	16	16	16	16	16
Guust Specken (16)	8	16	10	10	16	16	16	16	16	5	16	16	16	16	63	63	63	63	63
Lukas Scherbinskas (10)	9	10	12	12	5	5	5	5	5	16	12	12	12	12	12	12	12	12	12
Renzo Alibaks (75)	10	75	14	15	12	12	12	12	12	12	15	15	15	15	15	15	15	15	15
David Trefilov (5)	11	5	15	5	15	15	15	15	15	15	14	14	14	14	14	14	14	14	14
Maddox Wirtz (41)	12	41	5	14	14	14	14	14	14	14	71	71	71	71	71	46	46	46	46
David Liwinski (15)	13	15	75	75	75	75	75	75	71	71	46	46	46	46	46	75	75	18	18
Alexander Schmitz (67)	14	67	71	71	71	71	71	71	46	46	75	75	75	75	75	18	18	67	67
Gianni Andrisani (46)	15	46	18	18	18	18	46	46	75	75	18	18	18	18	18	67	67	19	19
Kevin Stehouwer (71)	16	71	46	46	46	46	18	18	18	18	67	67	67	67	67	71	19	71	71
Robert Kindervater (18)	17	18	41	41	41	9	9	9	9	67	19	19	19	19	19	19	71	41	41
Markus Kajak (6)	18	6	67	67	9	41	67	9	67	19	9	9	9	9	9	41	9	9	9
André Matisic (9)	19	9	9	9	67	67	19	19	19	9	41	41	41	41	41	41	9	75	75
Aleks Jutkevicius (72)	20	72	72	72	72	19	72	72	72	41	72	72	72	72	72	72	62	62	62
Jelte Bouma (62)	21	62	19	19	19	72	41	41	41	72	62	62	62	62	62	62	62	72	72
Jannik Julius-Bernhart (19)	22	19	62	62	62	62	62	62	62	17	17	17	17	17	17	17	17	17	17
Nico Franke (17)	23	17	17	17	17	17	17	17	17	17	17	17	17	17	17	17	17	17	17



DKM - KZ2

Super Heat Rev 2

Track length: 1.110 Km

Race Started: 9:43:08

Best Lap by: 6 - Markus Kajak - 42.631

Rank	#	Driver	Nat	Sponsor Entrant	Nat	License E-License	Make	laps	T. Time Diff	Best Lap	Penalty	Points
1	0	6 Markus Kajak	EST	Maranello SRP Factory Team	DEU	ITE26214 KBF38275	Maranello/TM/Vega	18	12:58.597	42.631		75
2	0	1 Stan Pex	NLD	SP Motorsport	NLD	ITE31772 IBL47253	Kart Republic/TM/Vega	18	12:59.834 1.237	42.816		69
3	0	13 Christiaan de Kleijn	NLD	CRG Holland	NLD	ITE44092 IBL15521	CRG/TM/Vega	18	13:00.604 2.007	42.780		63
4	0	69 Jorrit Pex	NLD	SP Motorsport	NLD	ITE27382 IBL47253006	KR/TM/Vega	18	13:04.314 5.717	42.992		57
5	0	11 Jens Treur	NLD	CRG Holland	NLD	ITE44483 IBL15521	CRG/TM/Vega	18	13:04.375 5.778	42.760		51
6	4	16 Guust Specken	NLD	CRG Holland	NLD	ITE33443 IBL15521	CRG/TM/Vega	18	13:04.549 5.952	42.826		48
7	-1	63 Karl Lukeschewsky	DEU	Maranello SRP Factory Team	DEU	ITE 36974 KBF38275	Maranello/TM/Vega	18	13:04.962 6.365	42.784		45
8	0	12 Lukas Schächer	DEU	TB Racing Team	DEU	ITE 28091 KBF38262	KR/TM/Vega	18	13:05.332 6.735	42.724		42
9	6	15 David Liwinski	POL	Dörr Motorsport	DEU	ITE10012 BIF38420	KR/IAME/Vega	18	13:05.500 6.903	42.729		39
10	6	46 Gianni Andrisani	DEU	TB Racing Team	DEU	ITE13762 KBF38262	KR/TM/Vega	18	13:07.950 9.353	42.843		36
11	7	18 Robert Kindervater	DEU	ADAC Berlin-Brandenburg e.V. BIREL ART RACING KSW	AUT	ITE24990 IBLBK 102	Birel Art/TM/Vega	18	13:08.087 9.490	42.802		34
12	9	19 Jannik Julius-Bernhart	AUT	Dörr Motorsport	DEU	ITEJK2048 BIF38420	KR/IAME/Vega	18	13:08.664 10.067	42.808		32
13	4	71 Kevin Stehouwer	NLD	Kevin Stehouwer	NLD	ITE43342 IDC43342	Birel Art/TM/Vega	18	13:10.139 11.542	42.927		30
14	-1	41 Maddox Wirtz	DEU	VDB Kart Racing	DEU	ITE 39902 KBF42053	Birel Art/TM/Vega	18	13:10.212 11.615	42.659		28
15	5	9 André Matisic	DEU	Solgat Motorsport	DEU	ITE 34369 KBF42332	Birel Art/TM/Vega	18	13:10.301 11.704	42.710		26
16	-5	75 Renzo Alibaks	NLD	Alibaks, Renzo	NLD	ITE36331 IBL36331	CRG/TM/Vega	18	13:10.613 12.016	42.785		24
17	-10	14 Danilo Albanese	ITA	Dörr Motorsport	DEU	ITE498284 BIF38420	KR/IAME/Vega	18	13:11.805 13.208	42.885	+ 5 sec	22
18	-4	67 Alexander Schmitz	DEU	Alexander Schmitz	DEU	ITE14228 IDC14228	Tony Kart/Vortex/Vega	18	13:13.271 14.674	42.796	+ 5 sec	20
19	0	62 Jelte Bouma	NLD	MACH 1 Motorsport	DEU	NKA52400 KBF39310	Mach1/TM/VEGA	18	13:14.860 16.263	43.182		18
20	3	17 Nico Franke	DEU	ADAC Berlin-Brandenburg e.V. SG Samuelkart	NLD	ITE42574 IBL57205001	CRG/TM/Vega	18	13:27.358 28.761	44.015		17
21	-9	5 David Trefilov	DEU	Maranello SRP Factory Team	DEU	ITE 16049 KBF38275	Maranello/TM /Vega	8	5:53.344 10 Laps	42.875		16

Not classified

DSQ	10	Lukas Scherbinkas	DEU	NSL Racing	LTU	ITE11348 IBL2024-KL/10	Energy/TM/Vega	18	DSQ	42.492	+ 5 sec	10
DSQ	72	Aleks Jutkevicius	LTU	Paske Racing	LTU	ITE2024-ITE/012 IBL2024-KL/05	Righetti Ridolfi/TM/Vega	18	DSQ	43.107	+ 5 sec	9

Announcements

10 + 5 sec jump start

14,67,72 + 5 sec front fairing

72,10 DQ Steward decision

Timekeeper
M.Riehmers

Race Director
H.Seidel

Page 1/1

These results are provisional until the conclusion of any judicial and technical matters!

Printed: 21.07.2024 / 10:42





DKM Round 3

DKM - KZ2


Kerpen

Final Intermediate Classification

Pos. No.	Firstname	Lastname	Nat.		Nat.		Sponsor	QP	Total PTS	Heat 1	Heat 2	SUH
			Dri	Entrant	Ent	Make						
1	6	Markus	Kajak	EST Maranello SRP Factory Team	DEU	Maranello/TM/Vega		1	175	50	50	75
2	1	Stan	Pex	NLD SP Motorsport	NLD	Kart Republic/TM/Vega		2	157	44	44	69
3	13	Christiaan	de Kleijn	NLD CRG Holland	NLD	CRG/TM/Vega		8	140	36	41	63
4	69	Jorrit	Pex	NLD SP Motorsport	NLD	KR/TM/Vega		6	127	38	32	57
5	11	Jens	Treur	NLD CRG Holland	NLD	CRG/TM/Vega		13	121	34	36	51
6	63	Karl	Lukaschewsky	DEU Maranello SRP Factory Team	DEU	Maranello/TM/Vega		4	111	32	34	45
7	16	Guust	Specken	NLD CRG Holland	NLD	CRG/TM/Vega		17	101	25	28	48
8	12	Lukas	Schächer	DEU TB Racing Team	DEU	KR/TM/Vega		10	100	28	30	42
9	15	David	Liwinski	POL Dörr Motorsport	DEU	KR/IAME/Vega		12	85	23	23	39
10	14	Danilo	Albanese	ITA Dörr Motorsport	DEU	KR/IAME/Vega		5	81	21	38	22
11	46	Gianni	Andrisani	DEU TB Racing Team	DEU	KR/TM/Vega		16	80	19	25	36
12	41	Maddox	Wirtz	DEU VDB Kart Racing	DEU	Birel Art/TM/Vega		7	76	27	21	28
13	75	Renzo	Alibaks	NLD Alibaks, Renzo	NLD	CRG/TM/Vega		15	76	26	26	24
14	71	Kevin	Stehouwer	NLD Kevin Stehouwer	NLD	Birel Art/TM/Vega		19	74	22	22	30
15	18	Robert	Kindervater	DEU BIREL ART RACING KSW	AUT	Birel Art/TM/Vega	ADAC Berlin-Brandenburg e.V.	14	72	20	18	34
16	67	Alexander	Schmitz	DEU Alexander Schmitz	DEU	Tony Kart/Vortex/Vega		11	68	24	24	20
17	10	Lukas	Scherbinskas	DEU NSL Racing	LTU	Energy/TM/Vega		9	67	30	27	10
18	5	David	Trefilov	DEU Maranello SRP Factory Team	DEU	Maranello/TM /Vega		3	66	41	9	16
19	19	Jannik	Julius-Bernhart	AUT Dörr Motorsport	DEU	KR/IAME/Vega		20	66	18	16	32
20	9	André	Maticic	DEU Solgat Motorsport	DEU	Birel Art/TM/Vega		18	60	17	17	26
21	62	Jelte	Bouma	NLD Hendrik Bouma	NLD	Mach1/TM/VEGA		22	54	16	20	18
22	17	Nico	Franke	DEU SG Samuelkart	NLD	CRG/TM/Vega	ADAC Berlin-Brandenburg e.V.	23	47	15	15	17
23	72	Aleks	Jutkevicius	LTU Paske Racing	LTU	Righetti Ridolfi/TM/Vega		21	42	14	19	9

Announcements: These results are provisional until the conclusion of any judicial and technical matters

Racedirector Horst Seidel:



Timekeeping Monika Riehmers:



Printed: 21.07.2024 10:45

Posted at: h





DKM Round 3

Class: DKM - KZ2

Date/Time: 21.07.2024 14:10

Track:

Heat:

Laps:

Kerpen

Final

22 laps

Edition 1

	35	18		36
	33	17		34
	31	16		32
	29	15		30
	27	14		28
	25	13		26
Aleks Jutkevicius	72	12	Righetti Ridolfi/TM/Vega	24
Jelte Bouma	62	11	Mach1/TM/VEGA	Nico Franke
Jannik Julius-Bernhart	19	10	KR/IAME/Vega	17
Lukas Scherbinskas	10	9	Energy/TM/Vega	9
Robert Kindervater	18	8	Birel Art/TM/Vega	André Maticic
Renzo Alibaks	75	7	CRG/TM/Vega	67
Gianni Andrisani	46	6	KR/TM/Vega	71
David Liwinski	15	5	KR/IAME/Vega	41
Guust Specken	16	4	CRG/TM/Vega	14
Jens Treur	11	3	CRG/TM/Vega	14
Christiaan de Kleijn	13	2	CRG/TM/Vega	63
Markus Kajak	6	1	Maranello/TM/Vega	69
				1
				2

Pole Position

printed 21.07.2024 10:45





DKM - KZ2

Final

Track length: 1.110 Km

Race Started: 14:13:22

Best Lap by: 5 - David Trefilov - 42.457

Rank	#	Driver	Nat	Sponsor Entrant	Nat	License E-License	Make	laps	T. Time Diff	Best Lap	Penalty	Points
1	2	13 Christiaan de Kleijn	NLD	CRG Holland	NLD	ITE44092 IBL15521	CRG/TM/Vega	22	15:45.396	42.538		50
2	6	12 Lukas Schächer	DEU	TB Racing Team	DEU	ITE 28091 KBF38262	KR/TM/Vega	22	15:47.056 1.660	42.566		44
3	1	69 Jorrit Pex	NLD	SP Motorsport	NLD	ITE27382 IBL47253006	KR/TM/Vega	22	15:48.093 2.697	42.643		38
4	3	16 Guust Specken	NLD	CRG Holland	NLD	ITE33443 IBL15521	CRG/TM/Vega	22	15:49.333 3.937	42.674		34
5	13	5 David Trefilov	DEU	Maranello SRP Factory Team	DEU	ITE 16049 KBF38275	Maranello/TM /Vega	22	15:49.477 4.081	42.457		31
6	-4	1 Stan Pex	NLD	SP Motorsport	NLD	ITE31772 IBL47253	Kart Republic/TM/Vega	22	15:50.160 4.764	42.581	+ 5 sec	26
7	7	71 Kevin Stehouwer	NLD	Kevin Stehouwer	NLD	ITE43342 IDC43342	Birel Art/TM/Vega	22	15:51.817 6.421	42.599		22
8	-3	11 Jens Treur	NLD	CRG Holland	NLD	ITE44483 IBL15521	CRG/TM/Vega	22	15:51.930 6.534	42.591	+ 5 sec	18
9	1	14 Danilo Albanese	ITA	Dörr Motorsport	DEU	ITE498284 BIF38420	KR/IAME/Vega	22	15:52.350 6.954	42.695		14
10	10	9 André Maticic	DEU	Solgat Motorsport	DEU	ITE 34369 KBF42332	Birel Art/TM/Vega	22	15:52.676 7.280	42.756		10
11	-10	6 Markus Kajak	EST	Maranello SRP Factory Team	DEU	ITE26214 KBF38275	Maranello/TM/Vega	22	15:53.903 8.507	42.513		8
12	-1	46 Gianni Andrisani	DEU	TB Racing Team	DEU	ITE13762 KBF38262	KR/TM/Vega	22	15:56.326 10.930	42.844		6
13	4	10 Lukas Scherbinskas	DEU	NSL Racing	LTU	ITE11348 IBL2024-KL/10	Energy/TM/Vega	22	15:56.390 10.994	42.486	+ 5 sec	4
14	-5	15 David Liwinski	POL	Dörr Motorsport	DEU	ITE10012 BIF38420	KR/IAME/Vega	22	15:56.944 11.548	42.714		2
15	6	62 Jelte Bouma	NLD	Hendrik Bouma	NLD	NKA52400 IPL52401	Mach1/TM/VEGA	22	15:59.365 13.969	42.949		1
16	7	72 Aleks Jutkevicius	LTU	Paske Racing	LTU	ITE2024-ITE/012 IBL2024-KL/05	Righetti Ridolff/TM/Vega	22	16:00.760 15.364	43.048		0
17	5	17 Nico Franke	DEU	ADAC Berlin-Brandenburg e.V. SG Samuelkart	NLD	ITE42574 IBL57205001	CRG/TM/Vega	22	16:20.911 35.515	43.731	+ 5 sec	0
18	-6	41 Maddox Wirtz	DEU	VDB Kart Racing	DEU	ITE 39902 KBF42053	Birel Art/TM/Vega	16	11:34.467 6 Laps	42.675		0
19	-3	67 Alexander Schmitz	DEU	Alexander Schmitz	DEU	ITE14228 IDC14228	Tony Kart/Vortex/Vega	13	9:25.054 9 Laps	42.811		0
20	-5	18 Robert Kindervater	DEU	ADAC Berlin-Brandenburg e.V. BIREL ART RACING KSW	AUT	ITE24990 IBLBK 102	Birel Art/TM/Vega	10	7:19.130 12 Laps	42.704		0
21	-15	63 Karl Lukaschewsky	DEU	Maranello SRP Factory Team	DEU	ITE 36974 KBF38275	Maranello/TM/Vega	0	0.928 22 Laps			0
22	-9	75 Renzo Alibaks	NLD	Alibaks, Renzo	NLD	ITE36331 IBL36331	CRG/TM/Vega	0	1.809 22 Laps			0
23	-4	19 Jannik Julius-Bernhart	AUT	Dörr Motorsport	DEU	ITEJK2048 BIF38420	KR/IAME/Vega	0	2.398 22 Laps			0

Announcements

1 + 5 sec causing a collision

11,10,17 + 5 sec front fairing


Timekeeper
M.Riehmers

Race Director
H.Seidel

Page 1/1

These results are provisional until the conclusion of any judicial and technical matters!

Printed: 21.07.2024 / 15:07



INT. ADAC Kartrennen Kerpen

DKM - KZ2

Erftlandring Kerpen 1,110 Km

Final

21.07.2024 14:10

Race (22 Laps) started at 14:13:22

Lap	Time of Day	Lap Tm	Diff	S1 Tm	S2 Tm	S3 Tm
(13) Christiaan de Kleijn						
1	14:14:08.466	46.766	+3.228	14.727	19.412	11.627
2	14:14:52.251	43.786	+1.248	12.630	19.343	11.813
3	14:15:35.625	43.374	+0.836	12.552	19.034	11.788
4	14:16:18.487	42.862	+0.324	12.492	18.991	11.379
5	14:17:01.371	42.884	+0.346	12.430	18.960	11.494
6	14:17:44.165	42.794	+0.256	12.348	19.015	11.431
7	14:18:26.849	42.684	+0.146	12.367	18.934	11.383
8	14:19:09.428	42.579	+0.041	12.334	18.872	11.373
9	14:19:52.137	42.709	+0.171	12.355	18.943	11.411
10	14:20:35.094	42.957	+0.419	12.333	19.150	11.474
11	14:21:17.708	42.614	+0.076	12.327	18.885	11.402
12	14:22:00.374	42.666	+0.128	12.310	18.933	11.423
13	14:22:42.980	42.606	+0.068	12.337	18.853	11.416
14	14:23:25.527	42.547	+0.009	12.291	18.833	11.423
15	14:24:08.065	42.538		12.279	18.876	11.383
16	14:24:50.682	42.617	+0.079	12.321	18.904	11.392
17	14:25:33.409	42.727	+0.189	12.354	18.951	11.422
18	14:26:16.043	42.634	+0.096	12.302	18.951	11.381
19	14:26:59.019	42.976	+0.438	12.372	19.094	11.510
20	14:27:41.685	42.666	+0.128	12.334	18.920	11.412
21	14:28:24.522	42.837	+0.299	12.419	19.013	11.405
22	14:29:07.419	42.897	+0.359	12.389	19.006	11.502

Lap	Time of Day	Lap Tm	Diff	S1 Tm	S2 Tm	S3 Tm
(12) Lukas Schächer						
1	14:14:09.407	46.409	+3.843	14.846	19.698	11.865
2	14:14:52.867	43.460	+0.894	12.627	19.257	11.576
3	14:15:36.281	43.414	+0.848	12.559	19.214	11.641
4	14:16:19.271	42.990	+0.424	12.594	18.931	11.465
5	14:17:02.501	43.230	+0.664	12.658	19.128	11.444
6	14:17:45.280	42.779	+0.213	12.369	18.964	11.446
7	14:18:28.051	42.771	+0.205	12.337	18.968	11.466
8	14:19:11.306	43.255	+0.689	12.643	19.164	11.448
9	14:19:54.066	42.760	+0.194	12.414	18.918	11.428
10	14:20:36.822	42.766	+0.190	12.320	18.961	11.475
11	14:21:19.583	42.761	+0.195	12.362	18.962	11.437
12	14:22:02.273	42.690	+0.124	12.293	18.939	11.458
13	14:22:44.982	42.709	+0.143	12.311	18.923	11.475
14	14:23:27.590	42.608	+0.042	12.299	18.837	11.472
15	14:24:10.309	42.719	+0.153	12.271	18.935	11.513
16	14:24:52.875	42.566		12.294	18.841	11.431
17	14:25:35.482	42.607	+0.041	12.269	18.908	11.440
18	14:26:18.245	42.763	+0.197	12.353	18.970	11.440
19	14:27:01.041	42.796	+0.230	12.332	19.012	11.452
20	14:27:43.649	42.608	+0.042	12.291	18.888	11.429
21	14:28:26.385	42.736	+0.170	12.284	18.954	11.498
22	14:29:09.079	42.694	+0.128	12.365	18.887	11.442

Lap	Time of Day	Lap Tm	Diff	S1 Tm	S2 Tm	S3 Tm
(69) Jorrit Pex						
1	14:14:08.248	46.760	+3.117	14.785	19.328	11.647
2	14:14:52.107	43.859	+1.216	12.531	19.584	11.744
3	14:15:35.987	43.880	+1.237	12.497	19.208	12.175
4	14:16:18.934	42.947	+0.304	12.436	19.004	11.507
5	14:17:02.103	43.169	+0.526	12.700	18.980	11.489
6	14:17:45.681	43.578	+0.935	13.013	19.001	11.564
7	14:18:28.820	43.139	+0.496	12.610	19.067	11.462
8	14:19:11.693	42.873	+0.230	12.311	19.018	11.544
9	14:19:54.531	42.838	+0.195	12.362	18.992	11.484
10	14:20:37.332	42.801	+0.158	12.301	19.021	11.479
11	14:21:20.058	42.726	+0.083	12.331	18.978	11.417
12	14:22:02.821	42.763	+0.120	12.281	19.033	11.449
13	14:22:45.467	42.646	+0.003	12.248	18.987	11.411
14	14:23:28.164	42.697	+0.054	12.226	18.959	11.512
15	14:24:10.854	42.690	+0.047	12.225	18.995	11.470
16	14:24:53.533	42.679	+0.036	12.271	18.983	11.425
17	14:25:36.256	42.723	+0.080	12.262	18.992	11.469
18	14:26:19.023	42.767	+0.124	12.268	19.050	11.449
19	14:27:01.850	42.827	+0.184	12.266	19.041	11.520
20	14:27:44.493	42.643		12.264	18.927	11.452
21	14:28:27.283	42.790	+0.147	12.260	19.051	11.479
22	14:29:10.116	42.833	+0.190	12.274	19.008	11.551

Lap	Time of Day	Lap Tm	Diff	S1 Tm	S2 Tm	S3 Tm
(16) Guust Specken						

Lap	Time of Day	Lap Tm	Diff	S1 Tm	S2 Tm	S3 Tm
1	14:14:08.079	45.072	+2.398	14.104	19.313	11.655
2	14:14:52.433	44.354	+1.680	12.519	19.866	11.969
3	14:15:36.476	44.043	+1.369	13.168	19.190	11.685
4	14:16:19.508	43.032	+0.358	12.533	19.079	11.420
5	14:17:02.667	43.159	+0.485	12.549	19.093	11.517
6	14:17:45.762	43.095	+0.421	12.543	19.074	11.478
7	14:18:28.567	42.805	+0.131	12.381	19.035	11.389
8	14:19:11.478	42.911	+0.237	12.321	19.119	11.471
9	14:19:54.354	42.876	+0.202	12.368	19.082	11.426
10	14:20:37.169	42.815	+0.141	12.371	19.006	11.438
11	14:21:20.296	43.127	+0.453	12.643	19.025	11.459
12	14:22:03.073	42.777	+0.103	12.312	19.041	11.424
13	14:22:45.884	42.811	+0.137	12.342	19.052	11.417
14	14:23:28.619	42.735	+0.061	12.296	19.007	11.432
15	14:24:11.431	42.812	+0.138	12.376	19.019	11.417
16	14:24:54.234	42.803	+0.129	12.372	18.985	11.446
17	14:25:36.959	42.725	+0.051	12.287	18.984	11.454
18	14:26:19.691	42.732	+0.058	12.340	18.995	11.397
19	14:27:02.476	42.785	+0.111	12.358	19.005	11.422
20	14:27:45.150	42.574		12.300	18.976	11.398
21	14:28:28.238	43.088	+0.414	12.414	19.037	11.637
22	14:29:11.356	43.118	+0.444	12.544	19.100	11.474

Lap	Time of Day	Lap Tm	Diff	S1 Tm	S2 Tm	S3 Tm
(5) David Trefilov						
1	14:14:11.187	47.129	+4.672	14.767	20.658	11.704
2	14:14:54.191	43.004	+0.547	12.427	19.065	11.512
3	14:15:37.455	43.264	+0.807	12.415	19.428	11.421
4	14:16:21.111	43.656	+1.199	12.690	19.550	11.416
5	14:17:04.208	43.097	+0.640	12.397	19.146	11.554
6	14:17:47.460	43.252	+0.795	12.557	19.104	11.591
7	14:18:30.318	42.858	+0.401	12.343	19.169	11.346
8	14:19:13.397	43.079	+0.622	12.382	19.321	11.376
9	14:19:56.984	42.587	+0.130	12.251	18.945	11.391
10	14:20:38.733	42.749	+0.292	12.312	18.988	11.449
11	14:21:21.430	42.697	+0.240	12.330	18.956	11.411
12	14:22:03.925	42.495	+0.038	12.197	18.908	11.390
13	14:22:47.118	43.193	+0.736	12.296	19.505	11.392
14	14:23:29.921	42.803	+0.346	12.350	19.052	11.401
15	14:24:12.649	42.728	+0.271	12.296	19.056	11.376
16	14:24:55.111	42.462	+0.005	12.231	18.899	11.332
17	14:25:37.568	42.457		12.227	18.919	11.311
18	14:26:20.175	42.607	+0.150	12.167	18.983	11.457
19	14:27:02.744	42.569	+0.112	12.202	19.014	11.353
20	14:27:45.275	42.531	+0.074	12.224	18.968	11.339
21	14:28:28.357	43.082	+0.625	12.400	18.995	11.687
22	14:29:11.500	43.143	+0.686	12.488	19.148	11.507

Lap	Time of Day	Lap Tm	Diff	S1 Tm	S2 Tm	S3 Tm
(1) Stan Pex						
1	14:14:07.722	46.699	+3.118	14.688	19.406	11.605
2	14:14:51.283	43.561	+0.980	12.574	19.499	11.488
3	14:15:33.979	42.696	+0.115	12.350	18.956	11.390
4	14:16:16.625	42.646	+0.065	12.263	18.998	

INT. ADAC Kartrennen Kerpen

DKM - KZ2

Erftlandring Kerpen 1,110 Km

Final

21.07.2024 14:10

Race (22 Laps) started at 14:13:22

Lap	Time of Day	Lap Tm	Diff	S1 Tm	S2 Tm	S3 Tm	Lap	Time of Day	Lap Tm	Diff	S1 Tm	S2 Tm	S3 Tm
7	14:18:31.191	42.997	+0.511	12.462	19.057	11.478	9	14:19:59.437	43.107	+0.059	12.447	19.189	11.471
8	14:19:15.282	44.091	+1.605	13.607	19.047	11.437	10	14:20:42.485	43.048		12.416	19.166	11.466
9	14:19:57.848	42.566	+0.080	12.311	18.886	11.369	11	14:21:25.786	43.301	+0.253	12.408	19.193	11.700
10	14:20:40.871	43.023	+0.537	12.652	18.947	11.424	12	14:22:09.007	43.221	+0.173	12.421	19.343	11.457
11	14:21:23.659	42.788	+0.302	12.425	18.929	11.434	13	14:22:52.728	43.721	+0.673	12.870	19.381	11.470
12	14:22:06.290	42.631	+0.145	12.322	18.910	11.399	14	14:23:36.553	43.825	+0.777	13.011	19.354	11.460
13	14:22:48.932	42.642	+0.156	12.265	18.910	11.467	15	14:24:19.924	43.371	+0.323	12.429	19.433	11.509
14	14:23:31.960	43.028	+0.542	12.496	19.067	11.465	16	14:25:03.260	43.336	+0.288	12.449	19.385	11.502
15	14:24:14.808	42.848	+0.362	12.332	19.016	11.500	17	14:25:46.497	43.237	+0.189	12.536	19.224	11.477
16	14:24:57.294	42.486		12.267	18.854	11.365	18	14:26:29.762	43.265	+0.217	12.395	19.182	11.688
17	14:25:39.857	42.563	+0.077	12.303	18.864	11.396	19	14:27:13.052	43.290	+0.242	12.483	19.244	11.563
18	14:26:22.613	42.756	+0.270	12.485	18.889	11.382	20	14:27:56.160	43.108	+0.060	12.406	19.257	11.445
19	14:27:05.194	42.581	+0.095	12.279	18.876	11.426	21	14:28:39.367	43.207	+0.159	12.466	19.268	11.473
20	14:27:47.972	42.778	+0.292	12.270	18.978	11.530	22	14:29:22.783	43.416	+0.368	12.432	19.415	11.569
21	14:28:30.741	42.769	+0.283	12.458	18.884	11.427							
22	14:29:13.413	42.672	+0.186	12.321	18.924	11.427							
(15) David Liwinski							(17) Nico Franke						
1	14:14:09.764	46.541	+3.827	14.876	19.756	11.909	1	14:14:13.204	48.248	+4.517	14.719	21.580	11.949
2	14:14:53.280	43.516	+0.802	12.701	19.279	11.536	2	14:14:57.584	44.380	+0.649	13.003	19.547	11.830
3	14:15:36.806	43.526	+0.812	12.638	19.344	11.544	3	14:15:41.891	44.307	+0.576	12.870	19.703	11.734
4	14:16:20.547	43.741	+1.027	12.541	19.659	11.541	4	14:16:26.148	44.257	+0.526	12.817	19.579	11.861
5	14:17:03.651	43.104	+0.390	12.428	19.147	11.529	5	14:17:10.143	43.995	+0.264	12.779	19.481	11.735
6	14:17:46.949	43.298	+0.584	12.655	19.145	11.498	6	14:17:54.459	44.316	+0.585	12.863	19.767	11.686
7	14:18:29.968	43.019	+0.305	12.464	19.078	11.477	7	14:18:38.706	44.247	+0.516	12.885	19.574	11.788
8	14:19:12.961	42.993	+0.279	12.394	19.085	11.514	8	14:19:22.830	44.124	+0.393	12.834	19.572	11.718
9	14:19:55.782	42.821	+0.107	12.339	19.036	11.446	9	14:20:06.896	44.066	+0.335	12.866	19.390	11.810
10	14:20:38.636	42.854	+0.140	12.353	19.052	11.449	10	14:20:50.966	44.070	+0.339	12.867	19.447	11.756
11	14:21:21.900	43.264	+0.550	12.832	18.986	11.446	11	14:21:34.790	43.824	+0.093	12.795	19.305	11.724
12	14:22:04.680	42.780	+0.066	12.288	19.023	11.469	12	14:22:18.681	43.891	+0.160	12.827	19.352	11.712
13	14:22:47.572	42.892	+0.178	12.247	19.134	11.511	13	14:23:02.667	43.986	+0.255	12.767	19.434	11.785
14	14:23:30.683	43.111	+0.397	12.547	19.056	11.508	14	14:23:46.467	43.800	+0.069	12.712	19.455	11.633
15	14:24:13.544	42.861	+0.147	12.320	19.052	11.489	15	14:24:30.198	43.731		12.702	19.300	11.729
16	14:24:56.328	42.784	+0.070	12.304	18.999	11.481	16	14:25:14.264	44.066	+0.335	12.741	19.434	11.891
17	14:25:45.002	48.674	+5.960	12.416	24.750	11.508	17	14:25:58.706	44.442	+0.711	12.872	19.808	11.762
18	14:26:27.795	42.793	+0.079	12.286	19.052	11.455	18	14:26:42.701	43.995	+0.264	12.802	19.470	11.723
19	14:27:10.659	42.864	+0.150	12.419	18.974	11.471	19	14:27:26.466	43.765	+0.034	12.635	19.425	11.705
20	14:27:53.397	42.738	+0.024	12.347	18.950	11.441	20	14:28:10.397	43.931	+0.200	12.778	19.448	11.705
21	14:28:36.111	42.714		12.288	19.002	11.424	21	14:28:54.171	43.774	+0.043	12.778	19.297	11.699
22	14:29:18.967	42.856	+0.142	12.305	19.045	11.506	22	14:29:37.934	43.763	+0.032	12.745	19.255	11.763
(62) Jelte Bouma							(41) Maddox Wirtz						
1	14:14:11.848	46.968	+4.019	14.283	20.938	11.747	1	14:14:10.701	47.163	+4.478	14.898	20.625	11.630
2	14:14:55.639	43.791	+0.842	12.817	19.423	11.551	2	14:14:54.012	43.311	+0.636	12.502	19.341	11.468
3	14:15:38.711	43.072	+0.123	12.468	19.133	11.471	3	14:15:37.347	43.335	+0.660	12.433	19.222	11.680
4	14:16:22.169	43.458	+0.509	12.395	19.492	11.571	4	14:16:20.762	43.415	+0.740	12.649	19.143	11.623
5	14:17:05.228	43.059	+0.110	12.527	19.089	11.443	5	14:17:03.737	42.975	+0.300	12.301	19.130	11.544
6	14:17:48.713	43.485	+0.536	12.797	19.169	11.519	6	14:17:47.114	43.377	+0.702	12.719	19.074	11.584
7	14:18:31.973	43.260	+0.311	12.548	19.237	11.475	7	14:18:30.080	42.966	+0.291	12.400	19.103	11.463
8	14:19:15.790	43.817	+0.868	13.022	19.312	11.483	8	14:19:13.834	43.764	+1.079	12.428	19.819	11.507
9	14:19:58.842	43.052	+0.103	12.448	19.146	11.458	9	14:19:56.544	42.710	+0.035	12.330	18.983	11.397
10	14:20:41.996	43.154	+0.205	12.456	19.122	11.576	10	14:20:39.339	42.795	+0.120	12.291	19.027	11.477
11	14:21:25.613	43.617	+0.668	12.528	19.215	11.874	11	14:21:22.133	42.794	+0.119	12.409	18.951	11.434
12	14:22:08.866	43.253	+0.304	12.493	19.258	11.502	12	14:22:04.808	42.675		12.284	18.965	11.426
13	14:22:52.467	43.601	+0.652	12.907	19.191	11.503	13	14:22:47.738	42.930	+0.255	12.294	19.043	11.593
14	14:23:35.703	43.236	+0.287	12.519	19.220	11.497	14	14:23:31.026	43.288	+0.613	12.725	19.171	11.392
15	14:24:18.813	43.110	+0.161	12.453	19.136	11.521	15	14:24:13.717	42.691	+0.016	12.258	19.021	11.412
16	14:25:01.942	43.129	+0.180	12.516	19.124	11.489	16	14:24:56.490	42.773	+0.098	12.332	18.947	11.494
17	14:25:45.236	43.294	+0.345	12.484	19.283	11.527							
18	14:26:28.185	42.949		12.395	19.044	11.510	(67) Alexander Schmitz						
19	14:27:11.229	43.044	+0.095	12.423	19.166	11.455	1	14:14:10.475	46.576	+3.765	14.549	20.345	11.682
20	14:27:54.651	43.422	+0.473	12.462	19.427	11.533	2	14:14:53.689	43.214	+0.403	12.514	19.206	11.494
21	14:28:38.045	43.394	+0.445	12.525	19.285	11.584	3	14:15:36.975	43.286	+0.475	12.466	19.208	11.612
22	14:29:21.388	43.343	+0.394	12.519	19.269	11.555	4	14:16:20.274	43.299	+0.488	12.545	19.298	11.456
							5	14:17:03.142	42.868	+0.057	12.321	19.126	11.421
							6	14:17:46.388	43.246	+0.435	12.402	19.372	11.472
							7	14:18:29.253	42.865	+0.054	12.390	19.054	11.421
							8	14:19:12.069	42.816	+0.005	12.252	19.068	11.496
							9	14:19:54.975	42.906	+0.095	12.303	19.146	11.457
							10	14:20:37.865	42.890	+0.079	12.323	19.070	11.497
							11	14:21:20.727	42.862	+0.051	12.324	19.102	11.436
							12	14:22:03.538	42.811		12.304	19.100	11.407
							13	14:22:47.077	43.539	+0.728	12.333	19.710	11.496
(72) Aleks Jutkevicius							(18) Robert Kindervater						
1	14:14:12.843	47.702	+4.654	14.852	21.103	11.747	1	14:14:12.104	48.171	+5.467	14.836	21.545	11.790
2	14:14:56.628	43.785	+0.737	12.667	19.491	11.627							
3	14:15:40.097	43.469	+0.421	12.565	19.412	11.492							
4	14:16:23.352	43.255	+0.207	12.507	19.191	11.557							
5	14:17:06.635	43.283	+0.235	12.468	19.281	11.							

INT. ADAC Kartrennen Kerpen

DKM - KZ2


Erftlandring Kerpen 1,110 Km

Final

21.07.2024 14:10

Race (22 Laps) started at 14:13:22

Lap	Time of Day	Lap Tm	Diff	S1 Tm	S2 Tm	S3 Tm	Lap	Time of Day	Lap Tm	Diff	S1 Tm	S2 Tm	S3 Tm
2	14:14:55.971	43.867	+1.163	12.748	19.620	11.499							
3	14:15:38.918	42.947	+0.243	12.358	19.126	11.463							
4	14:16:22.347	43.429	+0.725	12.344	19.406	11.679							
5	14:17:05.410	43.063	+0.359	12.516	19.098	11.449							
6	14:17:48.368	42.958	+0.254	12.339	19.140	11.479							
7	14:18:31.430	43.062	+0.358	12.390	19.180	11.492							
8	14:19:15.475	44.045	+1.341	13.473	19.149	11.423							
9	14:19:58.179	42.704		12.348	18.985	11.371							
10	14:20:41.153	42.974	+0.270	12.464	19.029	11.481							



INT. ADAC Kartrennen Kerpen

Lapchart

DKM - KZ2


Erftlandring Kerpen 1,110 Km

Final

21.07.2024 14:10

Race (22 Laps) started at 14:13:22

Competitors	Laps																							
	0	1	2	3	4	5	6	7	8	9	10	11	12	13	14	15	16	17	18	19	20	21	22	
Stan Pex (1)	1	1	1	1	1	1	1	1	1	1	1	1	1	1	1	1	6	6	6	1	1	1	1	
Markus Kajak (6)	2	6	6	6	6	6	6	6	6	6	6	6	6	6	6	6	1	1	1	13	13	13	13	
Jorrit Pex (69)	3	69	16	69	13	13	13	13	13	13	13	13	13	13	13	13	13	13	13	11	11	11	11	
Christiaan de Kleijn (13)	4	13	69	13	69	69	69	11	11	11	11	11	11	11	11	11	11	11	11	12	12	12	12	
Jens Treur (11)	5	11	13	16	11	11	11	12	12	12	12	12	12	12	12	12	12	12	12	69	69	69	69	
Karl Lukaschewsky (63)	6	63	11	11	12	12	12	69	16	16	16	16	69	69	69	69	69	69	69	16	16	16	16	
Lukas Schächer (12)	7	12	12	12	16	16	16	16	69	69	69	69	16	16	16	16	16	16	16	5	5	5	5	
Guust Specken (16)	8	16	14	14	14	14	14	67	67	67	67	67	67	67	67	5	5	5	5	5	14	14	10	10
David Liwinski (15)	9	15	15	15	15	67	67	14	14	14	14	14	14	14	5	14	14	14	14	10	10	71	71	
Danilo Albanese (14)	10	14	46	46	67	15	15	15	15	15	15	15	5	5	14	15	15	15	71	10	71	71	14	14
Gianni Andrisani (46)	11	46	67	67	46	41	41	41	41	5	5	5	15	15	15	41	41	41	10	71	9	9	9	9
Maddox Wirtz (41)	12	41	41	41	41	46	46	5	5	41	41	41	41	41	41	71	71	71	9	9	6	6	6	6
Kevin Stehouwer (71)	13	71	71	5	5	5	5	46	46	9	9	9	9	9	71	71	9	10	10	46	46	46	46	46
Renzo Alibaks (75)	14	75	5	10	10	10	10	9	9	46	46	71	71	9	9	10	9	9	15	15	15	15	15	15
Alexander Schmitz (67)	15	67	10	9	9	9	9	71	71	71	71	46	10	10	10	46	46	46	62	62	62	62	62	62
Robert Kindervater (18)	16	18	9	71	71	71	71	10	10	10	10	10	10	46	46	46	62	62	62	72	72	72	72	72
David Trefilov (5)	17	5	62	62	62	62	62	18	18	18	18	18	18	62	62	62	72	72	72	17	17	17	17	17
Lukas Scherbinskas (10)	18	10	18	18	18	18	18	62	62	62	62	62	62	72	72	72	17	17	17	17	17	17	17	17
André Matisic (9)	19	9	72	72	72	72	72	72	72	72	72	72	17	17	17	17	17	17	17	17	17	17	17	17
Jannik Julius-Bernhart (19)	20	19	17	17	17	17	17	17	17	17	17	17	17	17	17	17	17	17	17	17	17	17	17	17
Jelte Bouma (62)	21	62																						
Nico Franke (17)	22	17																						
Aleks Jutkevicius (72)	23	72																						





DKM - KZ2

Final Revision 2

Track length: 1.110 Km

Race Started: 14:13:22

Best Lap by: 5 - David Trefilov - 42.457

Rank	#	Driver	Nat	Sponsor Entrant	Nat	License E-License	Make	laps	T. Time Diff	Best Lap	Penalty	Points
1	13	Christiaan de Kleijn	NLD	CRG Holland	NLD	ITE44092 IBL15521	CRG/TM/Vega	22	15:45.396	42.538		50
2	11	Jens Treur	NLD	CRG Holland	NLD	ITE44483 IBL15521	CRG/TM/Vega	22	15:46.930 1.534	42.591		44
3	12	Lukas Schächer	DEU	TB Racing Team	DEU	ITE 28091 KBF38262	KR/TM/Vega	22	15:47.056 1.660	42.566		38
4	69	Jorrit Pex	NLD	SP Motorsport	NLD	ITE27382 IBL47253006	KR/TM/Vega	22	15:48.093 2.697	42.643		34
5	16	Guust Specken	NLD	CRG Holland	NLD	ITE33443 IBL15521	CRG/TM/Vega	22	15:49.333 3.937	42.674		30
6	5	David Trefilov	DEU	Maranello SRP Factory Team	DEU	ITE 16049 KBF38275	Maranello/TM /Vega	22	15:49.477 4.081	42.457		27
7	1	Stan Pex	NLD	SP Motorsport	NLD	ITE31772 IBL47253	Kart Republic/TM/Vega	22	15:50.160 4.764	42.581	+ 5 sec	22
8	14	Danilo Albanese	ITA	Dörr Motorsport	DEU	ITE498284 BIF38420	KR/IAME/Vega	22	15:52.350 6.954	42.695		18
9	9	André Matisic	DEU	Solgat Motorsport	DEU	ITE 34369 KBF42332	Birel Art/TM/Vega	22	15:52.676 7.280	42.756		14
10	6	Markus Kajak	EST	Maranello SRP Factory Team	DEU	ITE26214 KBF38275	Maranello/TM/Vega	22	15:53.903 8.507	42.513		10
11	46	Gianni Andrisani	DEU	TB Racing Team	DEU	ITE13762 KBF38262	KR/TM/Vega	22	15:56.326 10.930	42.844		8
12	10	Lukas Scherbinskas	DEU	NSL Racing	LTU	ITE11348 IBL2024-KL/10	Energy/TM/Vega	22	15:56.390 10.994	42.486	+ 5 sec	6
13	71	Kevin Stehouwer	NLD	Kevin Stehouwer	NLD	ITE43342 IDC43342	Birel Art/TM/Vega	22	15:56.817 11.421	42.599	+ 5 sec	0
14	15	David Liwinski	POL	Dörr Motorsport	DEU	ITE10012 BIF38420	KR/IAME/Vega	22	15:56.944 11.548	42.714		4
15	62	Jelte Bouma	NLD	Hendrik Bouma	NLD	NKA52400 IPL52401	Mach1/TM/VEGA	22	15:59.365 13.969	42.949		0
16	72	Aleks Jutkevicius	LTU	Paske Racing	LTU	ITE2024-ITE/012 IBL2024-KL/05	Righetti Ridolfi/TM/Vega	22	16:00.760 15.364	43.048		0
17	17	Nico Franke	DEU	ADAC Berlin-Brandenburg e.V. SG Samuelkart	NLD	ITE42574 IBL57205001	CRG/TM/Vega	22	16:20.911 35.515	43.731	+ 5 sec	2
18	41	Maddox Wirtz	DEU	VDB Kart Racing	DEU	ITE 39902 KBF42053	Birel Art/TM/Vega	16	11:34.467 6 Laps	42.675		1
19	67	Alexander Schmitz	DEU	Alexander Schmitz	DEU	ITE14228 IDC14228	Tony Kart/Vortex/Vega	13	9:25.054 9 Laps	42.811		0
20	18	Robert Kindervater	DEU	ADAC Berlin-Brandenburg e.V. BIREL ART RACING KSW	AUT	ITE24990 IBLBK 102	Birel Art/TM/Vega	10	7:19.130 12 Laps	42.704		0
21	63	Karl Lukaschewsky	DEU	Maranello SRP Factory Team	DEU	ITE 36974 KBF38275	Maranello/TM/Vega	0	0.928 22 Laps			0
22	75	Renzo Alibaks	NLD	Alibaks, Renzo	NLD	ITE36331 IBL36331	CRG/TM/Vega	0	1.809 22 Laps			0
23	19	Jannik Julius-Bernhart	AUT	Dörr Motorsport	DEU	ITEJK2048 BIF38420	KR/IAME/Vega	0	2.398 22 Laps			0

Announcements

1 + 5 sec causing a collision

10,17,71 + 5 sec front fairing

Timekeeper
M.Riehmers

Race Director
H.Seidel

Page 1/1

These results are provisional until the conclusion of any judicial and technical matters!

Printed: 21.07.2024 / 15:40

